



*sutton*tools
DRILLS

- Stub Series ▪ Jobber Series ▪ Long Series
- Extra Long Series ▪ Spotting ▪ Tool Bits

ISO	VDI	Material Group	Sutton
P	A	Steel	N
M	R	Stainless Steel	VA
K	F	Cast Iron	GG
N	N	Non-Ferrous Metals, Aluminiums & Coppers	Al W
S	S	Titaniums & Super Alloys	Ti Ni
H	H	Hard Materials (≥ 45 HRC)	H

Page	18	18	26	26	31	33
	D101	D102	D103	D179	D109	D180
	HSS			HSS Co		HSS
	Brt	Blu	TiN	TiAlN Tip	Colour Temp	TiAlN Tip
	N				Hard Mat.	VA
	DIN 338			DIN 338 ~ DIN 338		
	$\leq 5x\phi$			$\leq 5x\phi$	$\leq 3x\phi$	
	h9			-	h9	

35	37	40	42
D186	D126	D113	D187
HSS		HSS	
Blu	Blu	Blu	Brt
N		N	
DIN 1897		ANSI B94-11	
$\leq 3x\phi$	$\leq 3x\phi$	8x ϕ	$\leq 5x\phi$
-	-	h9	-

^ VDI 3323 material groups can also be determined by referring to the material cross reference listing in the application guide at the back of this catalogue.

For expert tooling recommendations, go to: www.suttontools.com/expert-tool-selector

Catalogue Code
Material
Surface Finish
Sutton Designation
Standard
Depth of Cut
Shank Tolerance

ISO	VDI ³³²³	Material	Condition	HB	N/mm ²							
P	1	Steel - Non-alloy, cast & free cutting	~ 0.15 %C	A	125	440	●	●	●	●	●	
	2		~ 0.45 %C	A	190	640	●	●	●	●	●	
	3		~ 0.75 %C	QT	250	840	○	●	●	●	●	○
	4			A	270	910	○	●	●	●	○	○
	5	Steel - Low alloy & cast < 5% of alloying elements	QT	300	1010		○	○	○	●		
	6		A	180	610	●	●	●	●	●	●	
	7		QT	275	930	○	●	●	●	●	○	
	8		QT	300	1010		○	○	○	○	○	
	9		QT	350	1180		○	○	○	○	○	
	10	Steel - High alloy, cast & tool	A	200	680	○	●	●	●	○	○	
	11		HT	325	1100		○	○	○	○		
12	Steel - Corrosion resistant & cast	Ferritic / Martensitic	A	200	680			○		○		
13		Martensitic	QT	240	810		○	○	○	○		
M	14.1	Stainless Steel	Austenitic	AH	180	610		○	○	○	●	
	14.2		Duplex		250	840		○	○	○	○	
	14.3		Precipitation Hardening		250	840			○	○	○	
K	15	Cast Iron - Grey (GG)	Ferritic / Pearlitic		180	610	○	○	●	○	○	
	16		Pearlitic		260	880		○	○	○	○	
	17	Cast Iron - Nodular (GGG)	Ferritic		160	570	○	○	●	○	○	
	18		Pearlitic		250	840		○	○	○	○	
	19	Cast Iron - Malleable	Ferritic		130	460		○	●	○	○	
20	Pearlitic			230	780		○	○	○	○		
N	21	Aluminum & Magnesium - wrought alloy	Non Heat Treatable		60	210	●	○			●	
	22		Heat Treatable	AH	100	360	●	○			●	
	23	Aluminum & Magnesium - cast alloy $\leq 12\%$ Si	Non Heat Treatable		75	270		○	○	○	●	
	24		Heat Treatable	AH	90	320	○	○	○	○	●	
	25	Al & Mg - cast alloy $> 12\%$ Si	Non Heat Treatable		130	460	○	○	○	○		
	26	Copper & Cu alloys (Brass/Bronze)	Free cutting, Pb $> 1\%$		110	390	○	○	○	○	○	
	27		Brass (CuZn, CuSnZn)		90	320	○	○	○	●	○	
	28		Bronze (CuSn)		100	360	○	○	○	○	○	
	29	Non-metallic - Thermosetting & fiber-reinforced plastics					○	○	○	○	○	
30	Non-metallic - Hard rubber, wood etc.											
S	31	High temp. alloys	Fe based	A	200	680						
	32			AH	280	950						
	33		Ni / Co based	A	250	840						
	34			AH	350	1180						
	35			C	320	1080						
	36	Titanium & Ti alloys	CP Titanium		400 MPa							
	37.1		Alpha alloys		860 MPa							
37.2	Alpha / Beta alloys		A	960 MPa								
37.3			AH	1170 MPa								
37.4	Beta alloys		A	830 MPa								
37.5		AH	1400 MPa									
H	38.1	Hardened steel	HT	45 HRC					○			
	38.2		HT	55 HRC								
	39.1		HT	58 HRC								
	39.2		HT	62 HRC								
	40	Cast Iron	Chilled	C	400	1350	○	○	○	○	○	
41		HT	55 HRC									

Condition: A (Annealed), AH (Age Hardened), C (Cast), HT (Hardened & Tempered), QT (Quenched & Tempered)

43	44	47	48	49	49	50	50
D202	D115	D141	D140	D142	D118	D120	D188
HSS Co	HSS	HSS Co	HSS	-	Alloy	HSS	
Colour Temp	Blu	Colour Temp Tough Materials	Blu	Brt	Brt	Blu	
N	N	N	N	Adaptor		N	
DIN 338	DIN 345	DIN 345	DIN 341	-		Sutton Standard	
≤ 5xØ	≤ 5xØ	≤ 5xØ	≤ 8xØ	-		≤ 5xØ	
-	-	-	-	-		-	

51	51	51	51	52
D121	D122	D124	D125	D130
HSS		HSS		HSS Co
Brt		Blu		Colour Temp
Non Ferrous		Ferrous		Tough Steels
Sutton Standard		Sutton Standard		Sutton
-		-		-
-		-		-

53	53	54	54
M301	M302	M300	M304
M2 HSS	M42 CoHSS	M2 HSS	M42 CoHSS
Brt		Brt	
-		-	
Sutton Standard		Sutton Standard	
-		-	
-		-	

VDI 3323	ISO
1	P
2	
3	
4	
5	
6	
7	
8	
9	
10	
11	
12	
13	
14.1	M
14.2	
14.3	
15	K
16	
17	
18	
19	
20	
21	N
22	
23	
24	
25	
26	
27	
28	
29	
30	
31	S
32	
33	
34	
35	
36	
37.1	
37.2	
37.3	
37.4	
37.5	
38.1	H
38.2	
39.1	
39.2	
40	
41	

Condition: A (Annealed), AH (Age Hardened), C (Cast), HT (Hardened & Tempered), QT (Quenched & Tempered)

● Optimal ○ Effective



D101 SM1



D101 SM2



D101 SM3



D101 MTL5M2



D101 MTL5M3



D105 VRKM2



D105 VRKM3



D101 SM7



D102 SM1



D102 SM2



D102 SM3



D102 SM8



D102 SM30



D102 SM41



D102 SM99



D102 SM101



D103 SM3



D105 SLV7M



D105 SLV10M



D105 SLV13M



D105 V2M



D105 V3M



D109 SM2



D109 SM3



D179 SM2



D179 SM3



D180 SM2



D180 SM3

Drills Sets - Metric

suttontools

- Various combinations available
- Metric and Imperial



Section Finder

Catalogue Code	D101	D102	D105
Discount Group	A1202	A1202	A1202
Material	HSS	HSS	HSS
Surface Finish	Brt	Blu	Brt
Sutton Designation	N	N	N
Geometry	R30	R30	R30
Point Type	118° Standard	118° Standard	118° Form C
Shank Tolerance	-	-	-

Size Ref.	Range	Case	Pieces	Item #	Item #	Item #
Metric (DIN 338)						
SM1	1.5 – 6.5mm x 0.5mm rises + 3.2, 4.8mm	ABS	13	D101 SM1	D102 SM1	
SM2	1.0 – 10.0mm x 0.5mm rises	ABS	19	D101 SM2	D102 SM2	
SM3	1.0 – 13.0mm x 0.5mm rises	ABS	25	D101 SM3	D102 SM3	
SM8	1.0 – 3.0mm x 0.25mm rises 3.5 – 13.0mm x 0.5mm rises	Plastic	29		D102 SM8	
MTLSM2	1.0 – 10.0mm x 0.5mm rises	Metal	19	D101 MTLSM2		
MTLSM3	1.0 – 13.0mm x 0.5mm rises	Metal	25	D101 MTLSM3		
SM30	1.0 – 5.9mm x 0.1mm rises	Metal	50		D102 SM30	
SM41	6.0 – 10.0mm x 0.1mm rises	Metal	41		D102 SM41	
SM99	1.0 – 10.0mm x 0.1mm rises (+10.5, 10.9, 11.0, 11.5, 11.9, 12.0, 12.5, 12.9, 13.0mm)	Plastic	100		D102 SM99	
SM101	1.0 – 10.0mm x 0.5mm rises (Plus BONUS 25ml Venom Cutting Paste)	Plastic	101		D102 SM101	
SLV7M	1.5, 2.0, 3.0, 4.0, 5.0, 5.5, 6.0mm	Plastic	7			D105 SLV7M
SLV10M	1.0 – 10.0mm x 1.0mm rises	Plastic	10			D105 SLV10M
SLV13M	1.5 – 6.5mm x 0.5mm rises + 3.2, 4.8mm	Plastic	13			D105 SLV13M
V2M	1.0 – 10.0mm x 0.5mm rises	ABS	19			D105 V2M
V3M	1.0 – 13.0mm x 0.5mm rises (10.5 – 13.0mm x 10.0mm shanks)	ABS	25			D105 V3M
Refill Kits						
VRKM2	1.5mm – 3.5mm x 0.5mm rises	Tray	5	D105 VRKM2		
VRKM3	1.5, 2.0, 3.0, 4.0, 5.0mm	Tray	5	D105 VRKM3		
Drill Stands (Discount Group Z0204)						
SM7	1.0 – 3.0mm x 0.25mm rises 3.5 – 13.0mm x 0.5mm rises	Metal	1	D101 SM7		



Catalogue Code	D103	D109	D179	D180
Discount Group	A1216	A0404	A1202	A1202
Material	HSS	HSS Co	HSS	HSS
Surface Finish	TiN	Colour Temp	TiAIN Tip	TiAIN Tip
Sutton Designation	N	Tough Materials	N	N
Geometry	R30	R25	R30	R40
Point Type	118° Form A	135° Form C	118° Form C	130° Standard
Shank Tolerance	-	-	-	-

Size Ref.	Range	Case	Pieces	Item #	Item #	Item #	Item #
Metric (DIN 338)							
SM2	1.0 – 10.0 x 0.5mm rises	ABS	19		D109 SM2	D179 SM2	D180 SM2
SM3	1.0 – 13.0 x 0.5mm rises	ABS	25	D103 SM3	D109 SM3	D179 SM3	D180 SM3

ISO	P											M			K					N					S										H																				
VDI 3323	1	2	3	4	5	6	7	8	9	10	11	12	13	14	15	16	17	18	19	20	21	22	23	24	25	26	27	28	29	30	31	32	33	34	35	36	37	37.1	37.2	37.3	37.4	37.5	38.1	38.2	39.1	39.2	40	41							
D101	●	●	●	●	●	●	●	●	●	●	●	○	○	○	○	○	○	○	○	○	○	○	○	○	○	○	○	○	○	○	○	○	○	○	○	○	○	○	○	○	○	○	○	○	○	○	○	○	○	○	○	○			
D102	●	●	●	●	●	●	●	●	●	●	●	○	○	○	○	○	○	○	○	○	○	○	○	○	○	○	○	○	○	○	○	○	○	○	○	○	○	○	○	○	○	○	○	○	○	○	○	○	○	○	○	○	○		
D103	●	●	●	●	●	●	●	●	●	●	○	○	○	○	○	○	○	○	○	○	○	○	○	○	○	○	○	○	○	○	○	○	○	○	○	○	○	○	○	○	○	○	○	○	○	○	○	○	○	○	○	○	○		
D105	●	●	●	●	●	●	●	●	●	●	○	○	○	○	○	○	○	○	○	○	○	○	○	○	○	○	○	○	○	○	○	○	○	○	○	○	○	○	○	○	○	○	○	○	○	○	○	○	○	○	○	○	○		
D109				●	●	●	●	●	●	○	○	○	○	○	○	○	○	○	○	○	○	○	○	○	○	○	○	○	○	○	○	○	○	○	○	○	○	○	○	○	○	○	○	○	○	○	○	○	○	○	○	○	○	○	
D179	●	●	●	●	●	●	●	●	●	○	○	○	○	○	○	○	○	○	○	○	○	○	○	○	○	○	○	○	○	○	○	○	○	○	○	○	○	○	○	○	○	○	○	○	○	○	○	○	○	○	○	○	○	○	○
D180	●	●	●	●	●	●	●	○	○	○	○	○	○	○	○	○	○	○	○	○	○	○	○	○	○	○	○	○	○	○	○	○	○	○	○	○	○	○	○	○	○	○	○	○	○	○	○	○	○	○	○	○	○	○	○

P Steel M Stainless Steel K Cast Iron N Non-Ferrous Metals S Titanium & Super Alloys H Hard Materials ● Optimal ○ Effective



D101 S2



D101 S3



D101 MTL S2



D101 MTL S3



D101 S30



D101 S31



D105 VRK1



D105 VRK2



D105 VRK3



D101 S7



D102 S2



D102 S3



D102 S8



D103 S3



D105 SLV7



D105 SLV13



D105 V2



D105 V3



D109 S2



D109 S3



D179 S2



D179 S3

Drills Sets - Imperial

suttontools

- Various combinations available
- Metric and Imperial



Catalogue Code
Discount Group
Material
Surface Finish
Sutton Designation
Geometry
Point Type
Shank Tolerance



D101

D102

D105

A1202

A1202

A1202

HSS

HSS

HSS

Brt

Blu

Brt

N

N

N

R30

R30

R30

118° Standard

118° Standard

118° Form C

-

-

-

Size Ref.	Range	Case	Pieces	Item #	Item #	Item #
Imperial (ANSI B94-11)						
S2	1/16 – 3/8 x 1/64 rises	ABS	21	D101 S2	D102 S2	
S3	1/16 – 1/2 x 1/64 rises	ABS	29	D101 S3	D102 S3	
S8	1/16 – 1/2 x 1/64 rises	Plastic	29		D102 S8	
MTLS2	1/16 – 3/8 x 1/64 rises	Metal	21	D101 MTL52		
MTLS3	1/16 – 1/2 x 1/64 rises	Metal	29	D101 MTL53		
S30	#1 – #60 Wire Gauge	Metal	60	D101 S30		
S31	#61 – #80 Wire Gauge	Metal	20	D101 S31		
SLV7	1/16 – 1/4 x 1/32 rises	Plastic	7			D105 SLV7
SLV13	1/16 – 1/4 x 1/64 rises	Plastic	13			D105 SLV13
V2	1/16 – 3/8 x 1/64 rises	ABS	21			D105 V2
V3	1/16 – 1/2 x 1/64 rises (25/64 – 1/2 x 3/8 shanks)	ABS	29			D105 V3
Refill Kits						
VRK1	1/16, 3/32, 1/8	Tray	3	D105 VRK1		
VRK2	1/16 – 1/8 x 1/64 rises	Tray	5	D105 VRK2		
VRK3	1/16 – 3/16 x 1/32 rises	Tray	5	D105 VRK3		
Drill Stands (Discount Group Z0204)						
S7	1/16 – 1/2 x 1/64 rises	Metal	1	D101 S7		



Catalogue Code
Discount Group
Material
Surface Finish
Sutton Designation
Geometry
Point Type
Shank Tolerance

D103

D109

D179

A1216

A0404

A1216

HSS

HSS Co

HSS

TIN

Colour Temp

Brt

N

Tough Materials

N

R30

R25

R30

118° Form A

135° Form C

118° Form A

-

-

-

Size Ref.	Range	Case	Pieces	Item #	Item #	Item #
Imperial (ANSI B94-11)						
S2	1/16 – 3/8 x 1/64 rises	ABS	21		D109 S2	D179 S2
S3	1/16 – 1/2 x 1/64 rises	ABS	29	D103 S3	D109 S3	D179 S3

ISO	P										M			K				N				S							H																										
	1	2	3	4	5	6	7	8	9	10	11	12	13	14	14.2	14.3	15	16	17	18	19	20	21	22	23	24	25	26	27	28	29	30	31	32	33	34	35	36	37.1	37.2	37.3	37.4	37.5	38.1	38.2	39.1	39.2	40	41						
D101	●	●	●	●	●	●	●	●	●	●	●	●	●	●	●	●	●	●	●	●	●	●	●	●	●	●	●	●	●	●	●	●	●	●	●	●	●	●	●	●	●	●	●	●	●	●	●	●	●	●					
D102	●	●	●	●	●	●	●	●	●	●	●	●	●	●	●	●	●	●	●	●	●	●	●	●	●	●	●	●	●	●	●	●	●	●	●	●	●	●	●	●	●	●	●	●	●	●	●	●	●	●	●				
D103	●	●	●	●	●	●	●	●	●	●	●	●	●	●	●	●	●	●	●	●	●	●	●	●	●	●	●	●	●	●	●	●	●	●	●	●	●	●	●	●	●	●	●	●	●	●	●	●	●	●	●	●			
D105	●	●	●	●	●	●	●	●	●	●	●	●	●	●	●	●	●	●	●	●	●	●	●	●	●	●	●	●	●	●	●	●	●	●	●	●	●	●	●	●	●	●	●	●	●	●	●	●	●	●	●	●	●		
D109	●	●	●	●	●	●	●	●	●	●	●	●	●	●	●	●	●	●	●	●	●	●	●	●	●	●	●	●	●	●	●	●	●	●	●	●	●	●	●	●	●	●	●	●	●	●	●	●	●	●	●	●	●		
D179	●	●	●	●	●	●	●	●	●	●	●	●	●	●	●	●	●	●	●	●	●	●	●	●	●	●	●	●	●	●	●	●	●	●	●	●	●	●	●	●	●	●	●	●	●	●	●	●	●	●	●	●	●	●	●

P Steel | M Stainless Steel | K Cast Iron | N Non-Ferrous Metals | S Titanium & Super Alloys | H Hard Materials

● Optimal ○ Effective

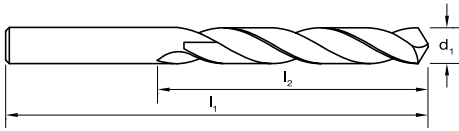
Section Finder

Drills Jobber, Silver & Blue Bullet

suttontools



- General purpose drill
- Designed for machine and hand held drilling



Catalogue Code	D101	D102
Discount Group	A0402	A0402
Material	HSS	HSS
Surface Finish	Br	Blu
Sutton Designation	N	N
Geometry	R30	R30
Point Type	118° Standard	118° Standard
Order Quantity	Bulk (10)	Bulk (10)

Size Ref.	mm	d ₁ (h8) gauge	l ₁	l ₂	Item #	Item #
0034	0.34	80	19	3	D101 0034	•
0035	0.35		19	4	D101 0035	•
0037	0.37	79	19	3	D101 0037	•
0038	0.38		19	4	D101 0038	•
0039	0.40	1/64	19	5	D101 0039	•
0040	0.40		20	5	D101 0040	•
0041	0.41	78	22	5	D101 0041	•
0042	0.42		20	5	D101 0042	•
0045	0.45		20	5	D101 0045	•
0046	0.46	77	22	5	D101 0046	•
0048	0.48		20	5	D101 0048	•
0050	0.50		22	6	D101 0050	•
0051	0.51	76	22	5	D101 0051	•
0052	0.52		22	6		•
0053	0.53	75	25	6	D101 0053	•
0055	0.55		24	7	D101 0055	•
0057	0.57	74	25	6	D101 0057	•
0060	0.60		24	7	D101 0060	•
0061	0.61	73	29	8	D101 0061	•
0063	0.63	72	29	8	D101 0063	•
0065	0.65		26	8	D101 0065	•
0066	0.66	71	32	10	D101 0066	•
0070	0.70		28	9	D101 0070	•
0071	0.71	70	32	10	D101 0071	•
0074	0.74	69	35	13	D101 0074	•
0075	0.75		28	9	D101 0075	•
0078	0.79	68	35	13	D101 0078	•
0079	0.79	1/32	35	13	D101 0079	•
0080	0.80		30	10	D101 0080	•
0081	0.81	67	35	13	D101 0081	•
0084	0.84	66	35	13	D101 0084	•
0085	0.85		30	10	D101 0085	•
0089	0.89	65	38	16	D101 0089	•
0090	0.90		32	11	D101 0090	•
0091	0.91	64	38	16	D101 0091	•
0094	0.94	63	38	16	D101 0094	•
0095	0.95		32	11	D101 0095	•
0096	0.96	62	38	16	D101 0096	•
0099	0.99	61	41	17	D101 0099	•
0100	1.00		34	12	D101 0100	D102 0100
0102	1.02	60	41	17	D101 0102	•
0104	1.04	59	41	17	D101 0104	•

ISO	P						M			K			N						S						H																											
VDI 3323	1	2	3	4	5	6	7	8	9	10	11	12	13	14.1	14.2	14.3	15	16	17	18	19	20	21	22	23	24	25	26	27	28	29	30	31	32	33	34	35	36	37.1	37.2	37.3	37.4	37.5	38.1	38.2	39.1	39.2	40	41			
D101	•	•	•	•	•	•				○													•	•	•	•	•	•	•	•	•	•	•														○					
D102	•	•	•	•	•	•				○													○	○	○	○	○	○	○	○	○	○	○	○	○	○	○	○	○	○	○	○	○	○	○	○	○	○	○	○	○	○

P Steel M Stainless Steel K Cast Iron N Non-Ferrous Metals S Titanium & Super Alloys H Hard Materials ● Optimal ○ Effective


Drills Jobber, Silver & Blue Bullet

suttontools



- General purpose drill
- Designed for machine and hand held drilling

Section Finder



Catalogue Code	D101	D102
Discount Group	A0402	A0402
Material	HSS	HSS
Surface Finish	Brt	Blu
Sutton Designation	N	N
Geometry	R30	R30
Point Type	118° Standard	118° Standard
Order Quantity	Bulk (10)	Bulk (10)

Size Ref.	mm	d ₁ (h8) gauge	L ₁	L ₂	Item #	Item #
0225	2.25		53	27	D101 0225	D102 0225
0226	2.26	43	57	32	D101 0226	•
0230	2.30		53	27	D101 0230	D102 0230
0235	2.35		53	27	D101 0235	D102 0235
0237	2.37	42	57	32	D101 0237	•
0238	2.38	3/32	57	32	D101 0238	D102 0238
0240	2.40		57	30	D101 0240	D102 0240
0244	2.44	41	60	35	D101 0244	•
0245	2.45		57	30	D101 0245	D102 0245
0249	2.49	40	60	35	D101 0249	•
0250	2.50		57	30	D101 0250	D102 0250
0253	2.53	39	60	35	D101 0253	•
0255	2.55		57	30	D101 0255	D102 0255
0258	2.58	38	64	37	D101 0258	•
0260	2.60		57	30	D101 0260	D102 0260
0264	2.64	37	64	37	D101 0264	•
0265	2.65		57	30	D101 0265	D102 0265
0270	2.70		61	33	D101 0270	D102 0270
0271	2.70	36	64	37	D101 0271	•
0275	2.75		61	33	D101 0275	D102 0275
0278	2.78	7/64	67	38	D101 0278	D102 0278
0279	2.79	35	67	38	D101 0279	•
0280	2.80		61	33	D101 0280	D102 0280
0282	2.82	34	67	38	D101 0282	•
0285	2.85		61	33	D101 0285	D102 0285
0287	2.87	33	67	38	D101 0287	•
0290	2.90		61	33	D101 0290	D102 0290
0294	2.95	32	70	41	D101 0294	•
0295	2.95		61	33	D101 0295	D102 0295
0300	3.00		61	33	D101 0300	D102 0300
0305	3.05	31	70	41	D101 0305	•
0310	3.10		65	36	D101 0310	D102 0310
0318	3.18	1/8	70	41	D101 0318	D102 0318
0320	3.20		65	36	D101 0320	D102 0320
0325	3.25		65	36	•	•
0326	3.26	30	70	41	D101 0326	•
0330	3.30		65	36	D101 0330	D102 0330
0340	3.40		70	39	D101 0340	D102 0340
0345	3.45	29	73	44	D101 0345	•
0350	3.50		70	39	D101 0350	D102 0350
0356	3.57	28	73	44	D101 0356	•
0357	3.57	9/64	73	44	D101 0357	D102 0357

ISO	P									M				K					N										S										H										
VDI 3323	1	2	3	4	5	6	7	8	9	10	11	12	13	14.1	14.2	14.3	15	16	17	18	19	20	21	22	23	24	25	26	27	28	29	30	31	32	33	34	35	36	37.1	37.2	37.3	37.4	37.5	38.1	38.2	39.1	39.2	40	41
D101	●	●	●	○	○	●	●	○	○	○	○	○	○	○	○	○	○	○	○	○	○	○	○	○	○	○	○	○	○	○	○	○	○	○	○	○	○	○	○	○	○	○	○	○	○	○	○	○	○
D102	●	●	●	○	○	●	●	○	○	○	○	○	○	○	○	○	○	○	○	○	○	○	○	○	○	○	○	○	○	○	○	○	○	○	○	○	○	○	○	○	○	○	○	○	○	○	○	○	○

P Steel M Stainless Steel K Cast Iron N Non-Ferrous Metals S Titanium & Super Alloys H Hard Materials ● Optimal ○ Effective

• Available on request as special manufacture. Subject to lead time. * Web thinning only applies to metric sizes



Drills Jobber, Silver & Blue Bullet

suttontools



- General purpose drill
- Designed for machine and hand held drilling

Section Finder



Catalogue Code	D101	D102
Discount Group	A0402	A0402
Material	HSS	HSS
Surface Finish	<i>Brt</i>	<i>Blu</i>
Sutton Designation	N	N
Geometry	R30	R30
Point Type	118° Form A > 4mm†	118° Form A > 4mm†
Order Quantity	Bulk (10)	Bulk (10)



Size Ref.	mm	d ₁ (h8) gauge	l ₁	l ₂	Item #	Item #
0360	3.60		70	39	D101 0360	D102 0360
0366	3.66	27	76	48	D101 0366	•
0370	3.70		70	39	D101 0370	D102 0370
0373	3.73	26	76	48	D101 0373	•
0375	3.75		75	43	•	D102 0375
0379	3.80	25	76	48	D101 0379	•
0380	3.80		75	43	D101 0380	D102 0380
0386	3.86	24	79	51	D101 0386	•
0390	3.90		75	43	D101 0390	D102 0390
0391	3.91	23	79	51	D101 0391	•
0397	3.97	5/32	79	51	D101 0397	D102 0397
0399	3.99	22	79	51	D101 0399	•
0400	4.00		75	43	D101 0400	D102 0400
0404	4.04	21	83	54	D101 0404	•
0409	4.09	20	83	54	D101 0409	•
0410	4.10		75	43	D101 0410	D102 0410
0420	4.20		75	43	D101 0420	D102 0420
0422	4.22	19	83	54	D101 0422	•
0425	4.25		80	47	•	D102 0425
0430	4.30		80	47	D101 0430	D102 0430
0431	4.30	18	83	54	D101 0431	•
0437	4.37	11/64	83	54	D101 0437	D102 0437
0439	4.39	17	86	56	D101 0439	•
0440	4.40		80	47	D101 0440	D102 0440
0449	4.50	16	86	56	D101 0449	•
0450	4.50		80	47	D101 0450	D102 0450
0457	4.57	15	86	56	D101 0457	•
0460	4.60		80	47	D101 0460	D102 0460
0462	4.62	14	86	56	D101 0462	•
0469	4.70	13	89	59	D101 0469	•
0470	4.70		80	47	D101 0470	D102 0470
0475	4.75		80	47	•	D102 0475
0476	4.76	3/16	89	59	D101 0476	D102 0476
0480	4.80		86	52	D101 0480	D102 0480
0481	4.80	12	89	59	D101 0481	•
0485	4.85	11	89	59	D101 0485	•
0490	4.90		86	52	D101 0490	D102 0490
0491	4.91	10	92	62	D101 0491	•
0498	4.98	9	92	62	D101 0498	•
0500	5.00		86	52	D101 0500	D102 0500
0506	5.05	8	92	62	D101 0506	•
0510	5.10		86	52	D101 0510	D102 0510

ISO	P										M					K					N					S					H																		
VDI 3323	1	2	3	4	5	6	7	8	9	10	11	12	13	14.1	14.2	14.3	15	16	17	18	19	20	21	22	23	24	25	26	27	28	29	30	31	32	33	34	35	36	37.1	37.2	37.3	37.4	37.5	38.1	38.2	39.1	39.2	40	41
D101	•	•	•	•	•	•	•	•	•	•	•	•	•	•	•	•	•	•	•	•	•	•	•	•	•	•	•	•	•	•	•	•	•	•	•	•	•	•	•	•	•	•	•	•	•	•	•	•	•
D102	•	•	•	•	•	•	•	•	•	•	•	•	•	•	•	•	•	•	•	•	•	•	•	•	•	•	•	•	•	•	•	•	•	•	•	•	•	•	•	•	•	•	•	•	•	•	•	•	•

P Steel | M Stainless Steel | K Cast Iron | N Non-Ferrous Metals | S Titanium & Super Alloys | H Hard Materials | ● Optimal ○ Effective

• Available on request as special manufacture. Subject to lead time. † Web thinning only applies to metric sizes

Drills Jobber, Silver & Blue Bullet

suttontools



- General purpose drill
- Designed for machine and hand held drilling



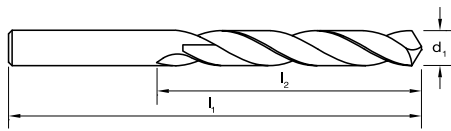
Section Finder

DIN 338

ANSI B94-11

5xd₁

A



Catalogue Code	D101	D102
Discount Group	A0402	A0402
Material	HSS	HSS
Surface Finish	<i>Br</i>	<i>Blu</i>
Sutton Designation	N	N
Geometry	R30	R30
Point Type	118° Form A†	118° Form A†
Order Quantity	Bulk (10)	Bulk (10)

Size Ref.	mm	d ₁ (h8) gauge	l ₁	l ₂	Item #	Item #
0511	5.10	7	92	62	D101 0511	•
0516	5.16	13/64	92	62	D101 0516	D102 0516
0518	5.18	6	95	64	D101 0518	•
0520	5.20		86	52	D101 0520	D102 0520
0522	5.22	5	95	64	D101 0522	•
0525	5.25		86	52	•	D102 0525
0530	5.30		86	52	D101 0530	D102 0530
0531	5.31	4	95	64	D101 0531	•
0540	5.40		93	57	D101 0540	D102 0540
0541	5.41	3	95	64	D101 0541	•
0550	5.50		93	57	D101 0550	D102 0550
0556	5.56	7/32	95	64	D101 0556	D102 0556
0560	5.60		93	57	D101 0560	D102 0560
0561	5.61	2	98	67	D101 0561	•
0570	5.70		93	57	D101 0570	D102 0570
0575	5.75		93	57	•	D102 0575
0579	5.79	1	98	67	D101 0579	•
0580	5.80		93	57	D101 0580	D102 0580
0590	5.90		93	57	D101 0590	D102 0590
0595	5.95	15/64	98	67	D101 0595	D102 0595
0600	6.00		93	57	D101 0600	D102 0600
0610	6.10		101	63	D101 0610	D102 0610
0620	6.20		101	63	D101 0620	D102 0620
0625	6.25		101	63	•	D102 0625
0630	6.30		101	63	D101 0630	D102 0630
0635	6.35	1/4	102	70	D101 0635	D102 0635
0640	6.40		101	63	D101 0640	D102 0640
0650	6.50		101	63	D101 0650	D102 0650
0660	6.60		101	63	D101 0660	D102 0660
0670	6.70		101	63	D101 0670	D102 0670
0675	6.75		109	69		D102 0675
0676	6.75	17/64	105	73	D101 0676	D102 0676
0680	6.80		109	69	D101 0680	D102 0680
0690	6.90		109	69	D101 0690	D102 0690
0700	7.00		109	69	D101 0700	D102 0700
0710	7.10		109	69	D101 0710	D102 0710
0714	7.14	9/32	108	75	D101 0714	D102 0714
0720	7.20		109	69	D101 0720	D102 0720
0725	7.25		109	69	•	D102 0725
0730	7.30		109	69	D101 0730	D102 0730
0740	7.40		109	69	D101 0740	D102 0740
0750	7.50		109	69	D101 0750	D102 0750

ISO	P										M					K					N					S					H																				
VDI 3323	1	2	3	4	5	6	7	8	9	10	11	12	13	14.1	14.2	14.3	15	16	17	18	19	20	21	22	23	24	25	26	27	28	29	30	31	32	33	34	35	36	37.1	37.2	37.3	37.4	37.5	38.1	38.2	39.1	39.2	40	41		
D101	●	●	●	○	○	●	○	○	○	○	○	○	○	○	○	○	○	○	○	○	○	○	○	○	○	○	○	○	○	○	○	○	○	○	○	○	○	○	○	○	○	○	○	○	○	○	○	○	○	○	
D102	●	●	●	○	○	●	○	○	○	○	○	○	○	○	○	○	○	○	○	○	○	○	○	○	○	○	○	○	○	○	○	○	○	○	○	○	○	○	○	○	○	○	○	○	○	○	○	○	○	○	○


P Steel
 M Stainless Steel
 K Cast Iron
 N Non-Ferrous Metals
 S Titanium & Super Alloys
 H Hard Materials
 ● Optimal ○ Effective

Drills Jobber, Silver & Blue Bullet

suttontools



- General purpose drill
- Designed for machine and hand held drilling



Catalogue Code	D101	D102
Discount Group	A0402	A0402
Material	HSS	HSS
Surface Finish	Brt	Blu
Sutton Designation	N	N
Geometry	R30	R30
Point Type	118° Form A†	118° Form A†
Order Quantity	Bulk (5)	Bulk (5)

Size Ref.	mm	d ₁ (h8) gauge	l ₁	l ₂	Item #	Item #
0754	7.54	19/64	111	78	D101 0754	D102 0754
0760	7.60		117	75	D101 0760	D102 0760
0770	7.70		117	75	D101 0770	D102 0770
0775	7.75		117	75	•	D102 0775
0780	7.80		117	75	D101 0780	D102 0780
0790	7.90		117	75	D101 0790	D102 0790
0794	7.94	5/16	114	81	D101 0794	D102 0794
0800	8.00		117	75	D101 0800	D102 0800
0810	8.10		117	75	D101 0810	D102 0810
0820	8.20		117	75	D101 0820	D102 0820
0825	8.25		117	75	•	D102 0825
0830	8.30		117	75	D101 0830	D102 0830
0833	8.33	21/64	117	84	D101 0833	D102 0833
0840	8.40		117	75	D101 0840	D102 0840
0850	8.50		117	75	D101 0850	D102 0850
0860	8.60		125	81	D101 0860	D102 0860
0870	8.70		125	81	D101 0870	D102 0870
0873	8.73	11/32	121	87	D101 0873	D102 0873
0875	8.75		125	81	•	D102 0875
0880	8.80		125	81	D101 0880	D102 0880
0890	8.90		125	81	D101 0890	D102 0890
0900	9.00		125	81	D101 0900	D102 0900
0910	9.10		125	81	D101 0910	D102 0910
0913	9.13	23/64	124	89	D101 0913	D102 0913
0920	9.20		125	81	D101 0920	D102 0920
0925	9.25		125	81	•	D102 0925
0930	9.30		125	81	D101 0930	D102 0930
0940	9.40		125	81	D101 0940	D102 0940
0950	9.50		125	81	D101 0950	D102 0950
0953	9.52	3/8	127	92	D101 0953	D102 0953
0960	9.60		133	87	D101 0960	D102 0960
0970	9.70		133	87	D101 0970	D102 0970
0975	9.75		133	87	•	D102 0975
0980	9.80		133	87	D101 0980	D102 0980
0990	9.90		133	87	D101 0990	D102 0990
0992	9.92	25/64	130	95	D101 0992	D102 0992
1000	10.00		133	87	D101 1000	D102 1000
1010	10.10		133	87	D101 1010	D102 1010
1020	10.20		133	87	D101 1020	D102 1020
1025	10.25		133	87	•	D102 1025
1030	10.30		133	87	D101 1030	D102 1030
1032	10.32	13/32	133	98	D101 1032	D102 1032

ISO	P								M							K							N							S							H													
VDI 3323	1	2	3	4	5	6	7	8	9	10	11	12	13	14.1	14.2	14.3	15	16	17	18	19	20	21	22	23	24	25	26	27	28	29	30	31	32	33	34	35	36	37.1	37.2	37.3	37.4	37.5	38.1	38.2	39.1	39.2	40	41	
D101	●	●	●	○	○	●	○	○	○	○	○	○	○	○	○	○	○	○	○	○	○	○	○	○	○	○	○	○	○	○	○	○	○	○	○	○	○	○	○	○	○	○	○	○	○	○	○	○	○	
D102	●	●	●	○	○	●	○	○	○	○	○	○	○	○	○	○	○	○	○	○	○	○	○	○	○	○	○	○	○	○	○	○	○	○	○	○	○	○	○	○	○	○	○	○	○	○	○	○	○	○

P Steel M Stainless Steel K Cast Iron N Non-Ferrous Metals S Titanium & Super Alloys H Hard Materials ● Optimal ○ Effective

• Available on request as special manufacture. Subject to lead time. † Web thinning only applies to metric sizes



Drills Jobber, Silver & Blue Bullet

suttontools



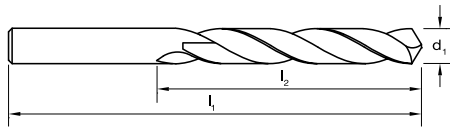
- General purpose drill
- Designed for machine and hand held drilling



Section Finder

DIN 338

ANSI B94-11



Catalogue Code	D101	D102
Discount Group	A0402	A0402
Material	HSS	HSS
Surface Finish	<i>Br</i>	<i>Blu</i>
Sutton Designation	N	N
Geometry	R30	R30
Point Type	118° Form A [†]	118° Form A [†]
Order Quantity	Bulk (5)	Bulk (5)

Size Ref.	mm	d ₁ (h8) gauge	l ₁	l ₂	Item #	Item #
1040	10.40		133	87	D101 1040	D102 1040
1050	10.50		133	87	D101 1050	D102 1050
1060	10.60		133	87	D101 1060	D102 1060
1070	10.70		142	94	D101 1070	D102 1070
1072	10.72	27/64	137	100	D101 1072	D102 1072
1075	10.75		142	94	•	D102 1075
1080	10.80		142	94	D101 1080	D102 1080
1090	10.90		142	94	D101 1090	D102 1090
1100	11.00		142	94	D101 1100	D102 1100
1110	11.10		142	94	D101 1110	D102 1110
1111	11.11	7/16	140	103	D101 1111	D102 1111
1120	11.20		142	94	D101 1120	D102 1120
1125	11.25		142	94	•	D102 1125
1130	11.30		142	94	D101 1130	D102 1130
1140	11.40		142	94	D101 1140	D102 1140
1150	11.50		142	94	D101 1150	D102 1150
1151	11.51	29/64	143	106	D101 1151	D102 1151
1160	11.60		142	94	D101 1160	D102 1160
1170	11.70		142	94	D101 1170	D102 1170
1175	11.75		142	94	•	D102 1175
1180	11.80		142	94	D101 1180	D102 1180
1190	11.90		142	94	D101 1190	D102 1190
1191	11.91	15/32	146	110	D101 1191	D102 1191
1200	12.00		151	101	D101 1200	D102 1200
1210	12.10		151	101	D101 1210	D102 1210
1220	12.20		151	101	D101 1220	D102 1220
1225	12.25		151	101	•	D102 1225
1230	12.30		151	101	D101 1230	D102 1230
1231	12.30	31/64	149	111	D101 1231	D102 1231
1240	12.40		151	101	D101 1240	D102 1240
1250	12.50		151	101	D101 1250	D102 1250
1260	12.60		151	101	D101 1260	D102 1260
1269	12.70	1/2	152	114	D101 1269	D102 1269
1270	12.70		151	101	D101 1270	D102 1270
1275	12.75		151	101	•	D102 1275
1280	12.80		151	101	D101 1280	D102 1280
1290	12.90		151	101	D101 1290	D102 1290
1300	13.00		151	101	D101 1300	D102 1300
1310	13.10	33/64	151	101	•	D102 1310
1320	13.20		151	101	•	D102 1320
1349	13.49	17/32	160	108	•	D102 1349
1350	13.50		160	108		D102 1350

ISO	P										M				K				N										S										H													
VDI 3323	1	2	3	4	5	6	7	8	9	10	11	12	13	14.1	14.2	14.3	15	16	17	18	19	20	21	22	23	24	25	26	27	28	29	30	31	32	33	34	35	36	37.1	37.2	37.3	37.4	37.5	38.1	38.2	39.1	39.2	40	41			
D101	●	●	●	○	○	●	○	○	○	○	○	○	○	○	○	○	○	○	○	○	○	○	○	○	○	○	○	○	○	○	○	○	○	○	○	○	○	○	○	○	○	○	○	○	○	○	○	○	○	○	○	○
D102	●	●	●	○	○	●	○	○	○	○	○	○	○	○	○	○	○	○	○	○	○	○	○	○	○	○	○	○	○	○	○	○	○	○	○	○	○	○	○	○	○	○	○	○	○	○	○	○	○	○	○	○

P Steel M Stainless Steel K Cast Iron N Non-Ferrous Metals S Titanium & Super Alloys H Hard Materials

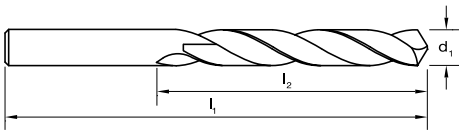
● Optimal ○ Effective

Drills Jobber, Silver & Blue Bullet

suttontools



- General purpose drill
- Designed for machine and hand held drilling



Section Finder

Catalogue Code	D101	D102
Discount Group	A0402	A0402
Material	HSS	HSS
Surface Finish	<i>Brt</i>	<i>Blu</i>
Sutton Designation	N	N
Geometry	R30	R30
Point Type	118° Form A [†]	118° Form A [†]
Order Quantity	1	1

Size Ref.	d ₁ (h8) mm	gauge	l ₁	l ₂	Item #	Item #
1380	13.80		160	108	•	D102 1380
1389	13.89	35/64	160	108	•	D102 1389
1400	14.00		160	108	•	D102 1400
1425	14.25		169	114	•	D102 1425
1429	14.29	9/16	169	114	•	D102 1429
1450	14.50		169	114	•	D102 1450
1468	14.68	37/64	169	114	•	D102 1468
1475	14.75		169	114	•	D102 1475
1500	15.00		169	114	•	D102 1500
1508	15.08	19/32	178	120	•	D102 1508
1525	15.25		178	120	•	D102 1525
1548	15.48	39/64	178	120	•	D102 1548
1550	15.50		178	120	•	D102 1550
1575	15.75		178	120	•	D102 1575
1588	15.88	5/8	178	120	•	D102 1588
1600	16.00		178	120	•	D102 1600
1627	16.27	41/64	184	125	•	D102 1627
1667	16.67	21/32	184	125	•	D102 1667
1707	17.07	43/64	191	130	•	D102 1707
1746	17.46	11/16	191	130	•	D102 1746

Merchandisers			
DMB25M	Metric Bulk Drill Bits (405 Pieces)	D101 MER405	D102 MER405
	20 each: 1.0, 1.5, 2.0, 2.5, 3.0, 3.5, 4.0, 4.5, 5.0, 5.5, 6.0, 6.5, 8.0mm		
	10 each: 7.0, 7.5, 8.5, 9.0, 9.5, 10.0, 13.0mm		
	5 each: 10.5, 11.0, 11.5, 12.0, 12.5mm		
DMB29	Imperial Bulk Drill Bits (375 Pieces)	D101 MER375	D102 MER375
	20 each: 1/16, 5/64, 3/32, 7/64, 1/8, 9/64, 5/32, 11/64, 3/16, 1/4, 5/16		
	10 each: 13/64, 7/32, 15/64, 17/64, 9/32, 19/64, 21/64, 11/32, 23/64, 3/8, 7/16, 1/2		
	5 each: 25/64, 13/32, 27/64, 29/64, 15/32, 31/64		
	Bulk Counter Stand (No Product)	4999 99836	4999 99836
	60 drawer Parts Cabinet (No Product)	4999 99847	4999 99847
	60 drawer Parts Cabinet Label Kit	4999 83002	4999 83000



4999 99836



4999 99847

ISO	P						M			K			N						S						H																										
VDI 3323	1	2	3	4	5	6	7	8	9	10	11	12	13	14.1	14.2	14.3	15	16	17	18	19	20	21	22	23	24	25	26	27	28	29	30	31	32	33	34	35	36	37.1	37.2	37.3	37.4	37.5	38.1	38.2	39.1	39.2	40	41		
D101	●	●	●	●	●	●	●	●	●	●	●	●	●	●	●	●	●	●	●	●	●	●	●	●	●	●	●	●	●	●	●	●	●	●	●	●	●	●	●	●	●	●	●	●	●	●	●	●	●	●	
D102	●	●	●	●	●	●	●	●	●	●	●	●	●	●	●	●	●	●	●	●	●	●	●	●	●	●	●	●	●	●	●	●	●	●	●	●	●	●	●	●	●	●	●	●	●	●	●	●	●	●	●

P Steel M Stainless Steel K Cast Iron N Non-Ferrous Metals S Titanium & Super Alloys H Hard Materials

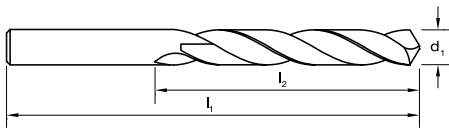
● Optimal ○ Effective

• Available on request as special manufacture. Subject to lead time. [†] Web thinning only applies to metric sizes

Drills Jobber, TiNite, Viper Plus



- General purpose drill
- Web thinned* point for easier penetration
- Split point for easier penetration
- Designed for machine and hand held drilling



Catalogue Code	D103	D179
Discount Group	A0420	A0402
Material	HSS	HSS
Surface Finish	TiN	TiAlN Tip
Sutton Designation	N	N
Geometry	R30	R30
Point Type	118° Form A	118° Form C
Order Quantity	1	Bulk (10)

Size Ref.	mm	d ₁ (h8) gauge	L ₁	L ₂	Item #	Item #
0034	0.34	80	19	3	•	
0035	0.35		19	4	•	
0037	0.37	79	19	3	•	
0038	0.38		19	4	•	
0040	0.40		20	5	•	
0041	0.41	78	22	5	•	
0042	0.42		20	5	•	
0045	0.45		20	5	•	
0046	0.46	77	22	5	•	
0048	0.48		20	5	•	
0050	0.50		22	6	•	
0051	0.51	76	22	5	•	
0052	0.52		22	6	•	
0053	0.53	75	25	6	•	
0055	0.55		24	7	•	
0057	0.57	74	25	6	•	
0060	0.60		24	7	•	
0061	0.61	73	29	8	•	
0063	0.63	72	29	8	•	
0065	0.65		26	8	•	
0066	0.66	71	32	10	•	
0070	0.70		28	9	•	
0071	0.71	70	32	10	•	
0074	0.74	69	35	13	•	
0075	0.75		28	9	•	
0078	0.79	68	35	13	•	
0080	0.80		30	10	•	
0081	0.81	67	35	13	•	
0084	0.84	66	35	13	•	
0085	0.85		30	10	•	
0089	0.89	65	38	16	•	
0090	0.90		32	11	•	
0091	0.91	64	38	16	•	
0094	0.94	63	38	16	•	
0095	0.95		32	11	•	
0096	0.96	62	38	16	•	
0099	0.99	61	41	17	•	
0100	1.00		34	12	D103 0100	D179 0100
0102	1.02	60	41	17	•	
0104	1.04	59	41	17	•	
0105	1.05		34	12	D103 0105	
0110	1.10		36	14	D103 0110	D179 0110

ISO	P										M			K				N										S							H																	
VDI 3323	1	2	3	4	5	6	7	8	9	10	11	12	13	14.1	14.2	14.3	15	16	17	18	19	20	21	22	23	24	25	26	27	28	29	30	31	32	33	34	35	36	37.1	37.2	37.3	37.4	37.5	38.1	38.2	39.1	39.2	40	41			
D103	●	●	●	●	○	○	○	○	○	○	○	○	○	○	○	○	○	○	○	○	○	○	○	○	○	○	○	○	○	○	○	○	○	○	○	○	○	○	○	○	○	○	○	○	○	○	○	○	○	○	○	
D179	●	●	●	●	○	○	○	○	○	○	○	○	○	○	○	○	○	○	○	○	○	○	○	○	○	○	○	○	○	○	○	○	○	○	○	○	○	○	○	○	○	○	○	○	○	○	○	○	○	○	○	○

P Steel
 M Stainless Steel
 K Cast Iron
 N Non-Ferrous Metals
 S Titanium & Super Alloys
 H Hard Materials
 ● Optimal ○ Effective


Drills Jobber, TiNite, Viper Plus

suttontools

TiNite

VIPER PLUS

- General purpose drill
- Web thinned[†] point for easier penetration
- Split point for easier penetration
- Designed for machine and hand held drilling



Catalogue Code
Discount Group
Material
Surface Finish
Sutton Designation
Geometry
Point Type
Order Quantity

D103	D179
A0420	A0402
HSS	HSS
TiN	TiAIN Tip
N	N
R30	R30
118° Form A	118° Form C
1	Bulk (10)

Size Ref.	mm	d ₁ (h8) gauge	l ₁	l ₂	Item #	Item #
0115	1.15		36	14	D103 0115	
0119	1.19	3/64	44	19		D179 0119
0120	1.20		38	16	D103 0120	D179 0120
0125	1.25		38	16	D103 0125	
0130	1.30		38	16	D103 0130	D179 0130
0135	1.35		38	16	D103 0135	
0140	1.40		40	18	D103 0140	D179 0140
0145	1.45		40	18	D103 0145	
0150	1.50		40	18	D103 0150	D179 0150
0155	1.55		40	18	D103 0155	
0159	1.59	1/16	48	22		D179 0159
0160	1.60		43	20	D103 0160	D179 0160
0165	1.65		43	20	D103 0165	
0170	1.70		43	20	D103 0170	D179 0170
0175	1.75		43	20	D103 0175	
0180	1.80		46	22	D103 0180	D179 0180
0185	1.85		46	22	D103 0185	
0190	1.90		46	22	D103 0190	D179 0190
0195	1.95		46	22	D103 0195	
0198	1.98	5/64	51	25		D179 0198
0200	2.00		49	24	D103 0200	D179 0200
0205	2.05		49	24	D103 0205	
0210	2.10		49	24	D103 0210	D179 0210
0215	2.15		49	24	D103 0215	
0220	2.20		53	27	D103 0220	D179 0220
0225	2.25		53	27	D103 0225	
0230	2.30		53	27	D103 0230	D179 0230
0235	2.35		53	27	D103 0235	
0238	2.38	3/32	57	32		D179 0238
0240	2.40		57	30	D103 0240	D179 0240
0245	2.45		57	30	D103 0245	
0250	2.50		57	30	D103 0250	D179 0250
0255	2.55		57	30	D103 0255	
0260	2.60		57	30	D103 0260	D179 0260
0265	2.60		57	30	D103 0265	
0270	2.70		61	33	D103 0270	D179 0270
0275	2.75		61	33	D103 0275	
0278	2.78	7/64	67	38		D179 0278
0280	2.80		61	33	D103 0280	D179 0280
0285	2.85		61	33	D103 0285	
0290	2.90		61	33	D103 0290	D179 0290
0300	3.00		61	33	D103 0300	D179 0300



ISO	P								M				K				N								S								H																			
VDI 3323	1	2	3	4	5	6	7	8	9	10	11	12	13	14.1	14.2	14.3	15	16	17	18	19	20	21	22	23	24	25	26	27	28	29	30	31	32	33	34	35	36	37.1	37.2	37.3	37.4	37.5	38.1	38.2	39.1	39.2	40	41			
D103	●	●	●	●	●	●	●	●	●	●	●	●	●	●	○	○	○	○	○	○	○	○	○	○	○	○	○	○	○	○	○	○	○	○	○	○	○	○	○	○	○	○	○	○	○	○	○	○	○	○		
D179	●	●	●	●	●	●	●	●	●	●	●	●	●	○	○	○	○	○	○	○	○	○	○	○	○	○	○	○	○	○	○	○	○	○	○	○	○	○	○	○	○	○	○	○	○	○	○	○	○	○	○	○

P Steel M Stainless Steel K Cast Iron N Non-Ferrous Metals S Titanium & Super Alloys H Hard Materials ● Optimal ○ Effective

• Available on request as special manufacture. Subject to lead time. [†] Web thinning only applies to metric sizes



- General purpose drill
- Web thinned[†] point for easier penetration
- Split point for easier penetration
- Designed for machine and hand held drilling



Catalogue Code
Discount Group
Material
Surface Finish
Sutton Designation
Geometry
Point Type
Order Quantity

	D103	D179
Catalogue Code	A0420	A0402
Discount Group	A0420	A0402
Material	HSS	HSS
Surface Finish	TiN	TiAlN Tip
Sutton Designation	N	N
Geometry	R30	R30
Point Type	118° Form A	118° Form C
Order Quantity	1	Bulk 10 (5 > 7.5mm)

Size Ref.	mm	d ₁ (h8) gauge	l ₁	l ₂	Item #	Item #
0640	6.40		101	63	D103 0640	D179 0640
0650	6.50		101	63	D103 0650	D179 0650
0660	6.60		101	63	D103 0660	D179 0660
0670	6.70		101	63	D103 0670	D179 0670
0676	6.75	17/64	105	73		D179 0676
0680	6.80		109	69	D103 0680	D179 0680
0690	6.90		109	69	D103 0690	D179 0690
0700	7.00		109	69	D103 0700	D179 0700
0710	7.10		109	69	D103 0710	D179 0710
0714	7.14	9/32	108	75		D179 0714
0720	7.20		109	69	D103 0720	D179 0720
0730	7.30		109	69	D103 0730	D179 0730
0740	7.40		109	69	D103 0740	D179 0740
0750	7.50		109	69	D103 0750	D179 0750
0754	7.54	19/64	111	78		D179 0754
0760	7.60		117	75	D103 0760	D179 0760
0770	7.70		117	75	D103 0770	D179 0770
0780	7.80		117	75	D103 0780	D179 0780
0790	7.90		117	75	D103 0790	D179 0790
0794	7.94	5/16	114	81		D179 0794
0800	8.00		117	75	D103 0800	D179 0800
0810	8.10		117	75	D103 0810	D179 0810
0820	8.20		117	75	D103 0820	D179 0820
0830	8.30		117	75	D103 0830	D179 0830
0833	8.33	21/64	117	84		D179 0833
0840	8.40		117	75	D103 0840	D179 0840
0850	8.50		117	75	D103 0850	D179 0850
0860	8.60		125	81	D103 0860	D179 0860
0870	8.70		125	81	D103 0870	D179 0870
0873	8.73	11/32	121	87		D179 0873
0880	8.80		125	81	D103 0880	D179 0880
0890	8.90		125	81	D103 0890	D179 0890
0900	9.00		125	81	D103 0900	D179 0900
0910	9.10		125	81	D103 0910	D179 0910
0913	9.13	23/64	124	89		D179 0913
0920	9.20		125	81	D103 0920	D179 0920
0930	9.30		125	81	D103 0930	D179 0930
0940	9.40		125	81	D103 0940	D179 0940
0950	9.50		125	81	D103 0950	D179 0950
0953	9.52	3/8	127	92		D179 0953
0960	9.60		133	87	D103 0960	D179 0960
0970	9.70		133	87	D103 0970	D179 0970
0980	9.80		133	87	D103 0980	D179 0980
0990	9.90		133	87	D103 0990	D179 0990
0992	9.92	25/64	130	95		D179 0992
1000	10.00		133	87	D103 1000	D179 1000
1010	10.10		133	87	D103 1010	D179 1010
1020	10.20		133	87	D103 1020	D179 1020

ISO	P										M					K					N										S										H										
VDI 3323	1	2	3	4	5	6	7	8	9	10	11	12	13	14.1	14.2	14.3	15	16	17	18	19	20	21	22	23	24	25	26	27	28	29	30	31	32	33	34	35	36	37.1	37.2	37.3	37.4	37.5	38.1	38.2	39.1	39.2	40	41		
D103	●	●	●	●	●	●	●	●	●	●	●	●	●	●	●	●	●	●	●	●	●	●	●	●	●	●	●	●	●	●	●	●	●	●	●	●	●	●	●	●	●	●	●	●	●	●	●	○	○	○	○
D179	●	●	●	●	●	●	●	●	●	●	●	●	●	●	●	●	●	●	●	●	●	●	●	●	●	●	●	●	●	●	●	●	●	●	●	●	●	●	●	●	●	●	●	●	●	●	●	○	○	○	○

P Steel **M** Stainless Steel **K** Cast Iron **N** Non-Ferrous Metals **S** Titanium & Super Alloys **H** Hard Materials ● Optimal ○ Effective

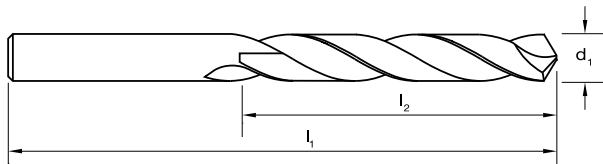
• Available on request as special manufacture. Subject to lead time. [†] Web thinning only applies to metric sizes

Drills Jobber, Heavy Duty

suttontools



- Heavy duty design
- Cobalt content ensures high abrasion resistance
- Suitable for hard materials up to 850N/mm²
- Self centring 135° split point



Catalogue Code
Discount Group
Material
Surface Finish
Sutton Designation
Geometry
Point Type
Order Quantity

D109
A0404
HSS Co
Colour Temp
Hard Materials
R25
135° Form C > 3/32*
Bulk (10)

Size Ref.	d ₁ (h8) mm inch	l ₁	l ₂	Item #
0100	1.00*	34	12	D109 0100
0110	1.10*	36	14	D109 0110
0120	1.20*	38	16	D109 0120
0130	1.30*	38	16	D109 0130
0140	1.40*	40	18	D109 0140
0150	1.50*	40	18	D109 0150
0159	1.59* 1/16	48	22	D109 0159
0160	1.60*	43	20	D109 0160
0170	1.70*	43	20	D109 0170
0180	1.80*	46	22	D109 0180
0190	1.90*	46	22	D109 0190
0198	1.98* 5/64	51	25	D109 0198
0200	2.00*	49	24	D109 0200
0205	2.05*	49	24	D109 0205
0210	2.10*	49	24	D109 0210
0220	2.20*	53	27	D109 0220
0230	2.30*	53	27	D109 0230
0238	2.38* 3/32	57	32	D109 0238
0240	2.40*	57	30	D109 0240
0250	2.50	57	30	D109 0250
0260	2.60	57	30	D109 0260
0270	2.70	61	33	D109 0270
0278	2.78 7/64	67	38	D109 0278
0280	2.80	61	33	D109 0280
0290	2.90	61	33	D109 0290
0300	3.00	61	33	D109 0300
0310	3.10	65	36	D109 0310
0318	3.18 1/8	70	41	D109 0318
0320	3.20	65	36	D109 0320
0330	3.30	65	36	D109 0330
0340	3.40	70	39	D109 0340
0350	3.50	70	39	D109 0350
0357	3.57 9/64	73	44	D109 0357
0360	3.60	70	39	D109 0360
0370	3.70	70	39	D109 0370
0380	3.80	75	43	D109 0380
0390	3.90	75	43	D109 0390
0397	3.97 5/32	79	51	D109 0397
0400	4.00	75	43	D109 0400
0410	4.10	75	43	D109 0410

Size Ref.	d ₁ (h8) mm inch	l ₁	l ₂	Item #
0420	4.20	75	43	D109 0420
0430	4.30	80	47	D109 0430
0437	4.37 11/64	83	54	D109 0437
0440	4.40	80	47	D109 0440
0450	4.50	80	47	D109 0450
0460	4.60	80	47	D109 0460
0470	4.70	80	47	D109 0470
0476	4.76 3/16	89	59	D109 0476
0480	4.80	86	52	D109 0480
0490	4.90	86	52	D109 0490
0500	5.00	86	52	D109 0500
0510	5.10	86	52	D109 0510
0516	5.16 13/64	92	62	D109 0516
0520	5.20	86	52	D109 0520
0530	5.30	86	52	D109 0530
0540	5.40	93	57	D109 0540
0550	5.50	93	57	D109 0550
0556	5.56 7/32	95	64	D109 0556
0560	5.60	93	57	D109 0560
0570	5.70	93	57	D109 0570
0580	5.80	93	57	D109 0580
0590	5.90	93	57	D109 0590
0595	5.95 15/64	98	67	D109 0595
0600	6.00	93	57	D109 0600
0610	6.10	101	63	D109 0610
0620	6.20	101	63	D109 0620
0630	6.30	101	63	D109 0630
0635	6.35 1/4	102	70	D109 0635
0640	6.40	101	63	D109 0640
0650	6.50	101	63	D109 0650
0660	6.60	101	63	D109 0660
0670	6.70	101	63	D109 0670
0676	6.75 17/64	105	73	D109 0676
0680	6.80	109	69	D109 0680
0690	6.90	109	69	D109 0690
0700	7.00	109	69	D109 0700
0710	7.10	109	69	D109 0710
0714	7.14 9/32	108	75	D109 0714
0720	7.20	109	69	D109 0720
0730	7.30	109	69	D109 0730

ISO	P												M			K			N						S						H																									
VDI 3323	1	2	3	4	5	6	7	8	9	10	11	12	13	14	14.2	14.3	15	16	17	18	19	20	21	22	23	24	25	26	27	28	29	30	31	32	33	34	35	36	37	37.2	37.3	37.4	37.5	38.1	38.2	39.1	39.2	40	41							
D109																																																								

P Steel M Stainless Steel K Cast Iron N Non-Ferrous Metals S Titanium & Super Alloys H Hard Materials ● Optimal ○ Effective

* Standard 135° point below 3/32"

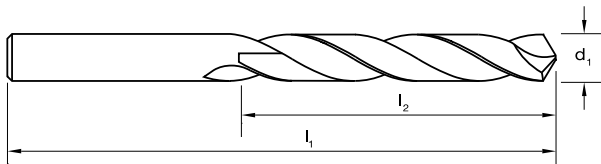
Drills Jobber, Heavy Duty

suttontools



- Heavy duty design
- Cobalt content ensures high abrasion resistance
- Suitable for hard materials up to 850N/mm²
- Self centring 135° split point

Section Finder



Catalogue Code
Discount Group
Material
Surface Finish
Sutton Designation
Geometry
Point Type
Order Quantity

D109
A0404
HSS Co
Colour Temp
Hard Materials
R25
135° Form C > 3/32*
Bulk 10 (5 > 7.5mm)

Size Ref.	d ₁ (h8)	l ₁	l ₂	Item #
	mm inch			
0740	7.40	109	69	D109 0740
0750	7.50	109	69	D109 0750
0754	7.54 19/64	111	78	D109 0754
0760	7.60	117	75	D109 0760
0770	7.70	117	75	D109 0770
0780	7.80	117	75	D109 0780
0790	7.90	117	75	D109 0790
0794	7.94 5/16	114	81	D109 0794
0800	8.00	117	75	D109 0800
0810	8.10	117	75	D109 0810
0820	8.20	117	75	D109 0820
0830	8.30	117	75	D109 0830
0833	8.33 21/64	117	84	D109 0833
0840	8.40	117	75	D109 0840
0850	8.50	117	75	D109 0850
0860	8.60	125	81	D109 0860
0870	8.70	125	81	D109 0870
0873	8.73 11/32	121	87	D109 0873
0880	8.80	125	81	D109 0880
0890	8.90	125	81	D109 0890
0900	9.00	125	81	D109 0900
0910	9.10	125	81	D109 0910
0913	9.13 23/64	124	89	D109 0913
0920	9.20	125	81	D109 0920
0930	9.30	125	81	D109 0930
0940	9.40	125	81	D109 0940
0950	9.50	125	81	D109 0950
0953	9.52 3/8	127	92	D109 0953
0960	9.60	133	87	D109 0960
0970	9.70	133	87	D109 0970
0980	9.80	133	87	D109 0980
0990	9.90	133	87	D109 0990
0992	9.92 25/64	130	95	D109 0992
1000	10.00	133	87	D109 1000
1010	10.10	133	87	D109 1010
1020	10.20	133	87	D109 1020
1030	10.30	133	87	D109 1030
1032	10.32 13/32	133	98	D109 1032
1040	10.40	133	87	D109 1040
1050	10.50	133	87	D109 1050

Size Ref.	d ₁ (h8)	l ₁	l ₂	Item #
	mm inch			
1060	10.60	133	87	D109 1060
1070	10.70	142	94	D109 1070
1072	10.72 27/64	137	100	D109 1072
1080	10.80	142	94	D109 1080
1090	10.90	142	94	D109 1090
1100	11.00	142	94	D109 1100
1111	11.11 7/16	140	103	D109 1111
1110	11.10	142	94	D109 1110
1120	11.20	142	94	D109 1120
1130	11.30	142	94	D109 1130
1140	11.40	142	94	D109 1140
1150	11.50	142	94	D109 1150
1151	11.51 29/64	143	106	D109 1151
1160	11.60	142	94	D109 1160
1170	11.70	142	94	D109 1170
1180	11.80	142	94	D109 1180
1190	11.90	142	94	D109 1190
1191	11.91 15/32	146	110	D109 1191
1200	12.00	151	101	D109 1200
1210	12.10	151	101	D109 1210
1220	12.20	151	101	D109 1220
1230	12.30	151	101	D109 1230
1231	12.30 31/64	149	111	D109 1231
1240	12.40	151	101	D109 1240
1250	12.50	151	101	D109 1250
1260	12.60	151	101	D109 1260
1269	12.70 1/2	152	114	D109 1269
1270	12.70	151	101	D109 1270
1280	12.80	151	101	D109 1280
1290	12.90	151	101	D109 1290
1300	13.00	151	101	D109 1300

ISO	P													M			K				N										S										H									
VDI 3323	1	2	3	4	5	6	7	8	9	10	11	12	13	14.1	14.2	14.3	15	16	17	18	19	20	21	22	23	24	25	26	27	28	29	30	31	32	33	34	35	36	37.1	37.2	37.3	37.4	37.5	38.1	38.2	39.1	39.2	40	41	
D109																																																		

P Steel M Stainless Steel K Cast Iron N Non-Ferrous Metals S Titanium & Super Alloys H Hard Materials

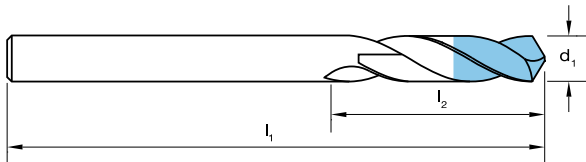
● Optimal ○ Effective

Drills Jobber, R40, INOX

suttontools

INOX STAINLESS STEEL

- Short flute length jobber drill
- Cost effective solution for austenitic stainless steels and soft materials
- Unique stepped core for excellent penetration
- TiAlN tip for good wear resistance



watch the video



Catalogue Code
Discount Group
Material
Surface Finish
Sutton Designation
Geometry
Point Type
Order Quantity

D180

A0402

HSS

TiAlN Tip

VA

R40

130°

Bulk 10 (5 > 7.5mm)

Size Ref.	d ₁ (h8)	L ₁	L ₂	Item #
0100	1.0	34	8	D180 0100
0150	1.5	40	11	D180 0150
0200	2.0	49	14	D180 0200
0250	2.5	57	16	D180 0250
0300	3.0	61	18	D180 0300
0310	3.1	65	20	D180 0310
0318	3.18	1/8	65	20
0320	3.2	65	20	D180 0320
0325	3.25	65	20	D180 0325
0330	3.3	65	20	D180 0330
0340	3.4	70	22	D180 0340
0350	3.5	70	22	D180 0350
0357	3.57	9/64	70	22
0360	3.6	70	22	D180 0360
0370	3.7	70	22	D180 0370
0375	3.75	75	25	D180 0375
0380	3.8	75	25	D180 0380
0390	3.9	75	25	D180 0390
0397	3.97	5/32	75	25
0400	4.0	75	25	D180 0400
0410	4.1	75	25	D180 0410
0420	4.2	75	25	D180 0420
0425	4.25	80	28	D180 0425
0430	4.3	80	28	D180 0430
0437	4.37	11/64	80	28
0440	4.4	80	28	D180 0440
0450	4.5	80	28	D180 0450
0460	4.6	80	28	D180 0460
0470	4.7	80	28	D180 0470
0475	4.75	80	28	D180 0475
0476	4.76	3/16	86	32
0480	4.8	86	32	D180 0480
0490	4.9	86	32	D180 0490
0500	5.0	86	32	D180 0500
0510	5.1	86	32	D180 0510
0516	5.16	13/64	86	32
0520	5.2	86	32	D180 0520
0525	5.25	86	32	D180 0525
0530	5.3	86	32	D180 0530
0540	5.4	93	36	D180 0540

Size Ref.	d ₁ (h8)	L ₁	L ₂	Item #
0550	5.5	93	36	D180 0550
0556	5.56	7/32	93	36
0560	5.6	93	36	D180 0560
0570	5.7	93	36	D180 0570
0575	5.75	93	36	D180 0575
0580	5.8	93	36	D180 0580
0590	5.9	93	36	D180 0590
0595	5.95	15/64	93	36
0600	6.0	93	36	D180 0600
0610	6.1	101	40	D180 0610
0620	6.2	101	40	D180 0620
0625	6.25	101	40	D180 0625
0630	6.3	101	40	D180 0630
0635	6.35	1/4	101	40
0640	6.4	101	40	D180 0640
0650	6.5	101	40	D180 0650
0660	6.6	101	40	D180 0660
0670	6.7	101	40	D180 0670
0675	6.75	17/64	101	40
0680	6.8	109	45	D180 0680
0690	6.9	109	45	D180 0690
0700	7.0	109	45	D180 0700
0710	7.1	109	45	D180 0710
0714	7.14	9/32	109	45
0720	7.2	109	45	D180 0720
0725	7.25	109	45	D180 0725
0730	7.3	109	45	D180 0730
0740	7.4	109	45	D180 0740
0750	7.5	109	45	D180 0750
0754	7.54	19/64	117	51
0760	7.6	117	51	D180 0760
0770	7.7	117	51	D180 0770
0775	7.75	117	51	D180 0775
0780	7.8	117	51	D180 0780
0790	7.9	117	51	D180 0790
0794	7.94	5/16	117	51
0800	8.0	117	51	D180 0800
0810	8.1	117	51	D180 0810
0820	8.2	117	51	D180 0820
0825	8.25	117	51	D180 0825

ISO	P													M			K			N							S							H																
VDI 3323	1	2	3	4	5	6	7	8	9	10	11	12	13	14.1	14.2	14.3	15	16	17	18	19	20	21	22	23	24	25	26	27	28	29	30	31	32	33	34	35	36	37.1	37.2	37.3	37.4	37.5	38.1	38.2	39.1	39.2	40	41	
D180	●	●	○	○	○	●	○							○	○	○							●	●	●	●	○	○	○	○																				

P Steel
 M Stainless Steel
 K Cast Iron
 N Non-Ferrous Metals
 S Titanium & Super Alloys
 H Hard Materials

● Optimal
 ○ Effective

• Available on request as special manufacture. Subject to lead time.

Section Finder

Drills Jobber, R40, INOX

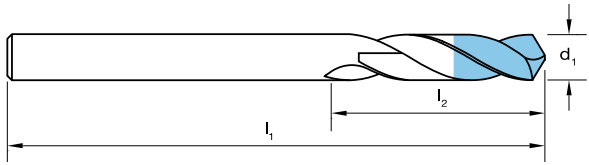

suttontools

INOX
STAINLESS STEEL

- Short flute length jobber drill
- Cost effective solution for austenitic stainless steels and soft materials
- Unique stepped core for excellent penetration
- TiAlN tip for good wear resistance



Catalogue Code	D180
Discount Group	A0402
Material	HSS
Surface Finish	TiAlN Tip
Sutton Designation	VA
Geometry	R40
Point Type	130°
Order Quantity	Bulk (5)



Size Ref.	d ₁ (h8)	l ₁	l ₂	Item #
0830	8.3	117	51	D180 0830
0833	8.33 21/64	117	51	•
0840	8.4	117	51	D180 0840
0850	8.5	117	51	D180 0850
0860	8.6	125	51	D180 0860
0870	8.7	125	57	D180 0870
0873	8.73 11/32	125	57	•
0875	8.75	125	57	D180 0875
0880	8.8	125	57	D180 0880
0890	8.9	125	57	D180 0890
0900	9.0	125	57	D180 0900
0910	9.1	125	57	D180 0910
0913	9.13 23/64	125	57	•
0920	9.2	125	57	D180 0920
0925	9.25	125	57	D180 0925
0930	9.3	125	57	D180 0930
0940	9.4	125	57	D180 0940
0950	9.5	125	57	D180 0950
0953	9.53 3/8	133	63	•
0960	9.6	133	63	D180 0960
0970	9.7	133	63	D180 0970
0975	9.75	133	63	D180 0975
0980	9.8	133	63	D180 0980
0990	9.9	133	63	D180 0990
0992	9.92 25/64	133	63	•
1000	10.0	133	63	D180 1000
1010	10.1	133	63	D180 1010
1020	10.2	133	63	D180 1020
1025	10.25	133	63	D180 1025
1030	10.3	133	63	D180 1030
1032	10.32 13/32	133	63	•
1040	10.4	133	63	D180 1040
1050	10.5	133	63	D180 1050
1060	10.6	133	63	D180 1060
1070	10.7	142	71	D180 1070
1072	10.72 27/64	142	71	•
1075	10.75	142	71	D180 1075
1080	10.8	142	71	D180 1080
1090	10.9	142	71	D180 1090
1100	11.0	142	71	D180 1100

Size Ref.	d ₁ (h8)	l ₁	l ₂	Item #
1110	11.1	142	71	D180 1110
1111	11.11 7/16	142	71	•
1120	11.2	142	71	D180 1120
1125	11.25	142	71	D180 1125
1130	11.3	142	71	D180 1130
1140	11.4	142	71	D180 1140
1150	11.5	142	71	D180 1150
1151	11.51 29/64	142	71	•
1160	11.6	142	71	D180 1160
1170	11.7	142	71	D180 1170
1175	11.75	142	71	D180 1175
1180	11.8	142	71	D180 1180
1190	11.9	142	78	D180 1190
1191	11.91 15/32	151	78	•
1200	12.0	151	78	D180 1200
1210	12.1	151	78	D180 1210
1220	12.2	151	78	D180 1220
1225	12.25	151	78	D180 1225
1230	12.3	151	78	D180 1230
1230	12.3 31/64	151	78	•
1240	12.4	151	78	D180 1240
1250	12.5	151	78	D180 1250
1260	12.6	151	78	D180 1260
1270	12.7	151	78	D180 1270
1270	12.7 1/2	151	78	•
1275	12.75	151	78	D180 1275
1280	12.8	151	78	D180 1280
1290	12.9	151	78	D180 1290
1300	13.0	151	78	D180 1300

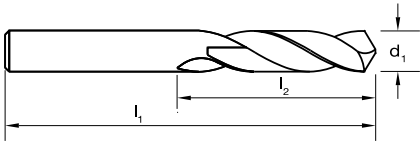

VDI 3323	1	2	3	4	5	6	7	8	9	10	11	12	13	14	15	16	17	18	19	20	21	22	23	24	25	26	27	28	29	30	31	32	33	34	35	36	37	38	39	40	41	
D180	●	●	●	○	○	○	○	○	○	○	○	○	○	○	○	○	○	○	○	○	○	○	○	○	○	○	○	○	○	○	○	○	○	○	○	○	○	○	○	○	○	○

P Steel
 M Stainless Steel
 K Cast Iron
 N Non-Ferrous Metals
 S Titanium & Super Alloys
 H Hard Materials
 ● Optimal ○ Effective

Drills Stub, Blu


suttontools

- Rigid twist drill
- Self centring point geometry
- For use in automatic lathes & hand drilling machines



Size Ref.	d ₁ (h8)	l ₁	l ₂	Item #
0100	1.0	26	6	D186 0100
0110	1.1	28	7	D186 0110
0120	1.2	30	8	D186 0120
0130	1.3	30	8	D186 0130
0140	1.4	32	9	D186 0140
0150	1.5	32	9	D186 0150
0160	1.6	34	10	D186 0160
0170	1.7	34	10	D186 0170
0180	1.8	36	11	D186 0180
0190	1.9	36	11	D186 0190
0200	2.0	38	12	D186 0200
0210	2.1	40	13	D186 0210
0220	2.2	40	13	D186 0220
0230	2.3	40	13	D186 0230
0240	2.4	43	14	D186 0240
0250	2.5	43	14	D186 0250
0260	2.6	43	14	D186 0260
0270	2.7	46	16	D186 0270
0280	2.8	46	16	D186 0280
0290	2.9	46	16	D186 0290
0300	3.0	46	16	D186 0300
0310	3.1	49	18	D186 0310
0320	3.2	49	18	D186 0320
0330	3.3	49	18	D186 0330
0340	3.4	52	20	D186 0340
0350	3.5	52	20	D186 0350
0360	3.6	52	20	D186 0360
0370	3.7	52	20	D186 0370
0380	3.8	55	22	D186 0380
0390	3.9	55	22	D186 0390
0400	4.0	55	22	D186 0400
0410	4.1	55	22	D186 0410
0420	4.2	55	22	D186 0420
0430	4.3	58	24	D186 0430
0440	4.4	58	24	D186 0440
0450	4.5	58	24	D186 0450
0460	4.6	58	24	D186 0460
0470	4.7	58	24	D186 0470
0480	4.8	62	26	D186 0480
0490	4.9	62	26	D186 0490

Size Ref.	d ₁ (h8)	l ₁	l ₂	Item #
0500	5.0	62	26	D186 0500
0510	5.1	62	26	D186 0510
0520	5.2	62	26	D186 0520
0530	5.3	62	26	D186 0530
0540	5.4	66	28	D186 0540
0550	5.5	66	28	D186 0550
0560	5.6	66	28	D186 0560
0570	5.7	66	28	D186 0570
0580	5.8	66	28	D186 0580
0590	5.9	66	28	D186 0590
0600	6.0	66	28	D186 0600
0610	6.1	70	31	D186 0610
0620	6.2	70	31	D186 0620
0630	6.3	70	31	D186 0630
0640	6.4	70	31	D186 0640
0650	6.5	70	31	D186 0650
0660	6.6	70	31	D186 0660
0670	6.7	70	31	D186 0670
0680	6.8	74	34	D186 0680
0690	6.9	74	34	D186 0690
0700	7.0	74	34	D186 0700
0710	7.1	74	34	D186 0710
0720	7.2	74	34	D186 0720
0730	7.3	74	34	D186 0730
0740	7.4	74	34	D186 0740
0750	7.5	74	34	D186 0750
0760	7.6	79	37	D186 0760
0770	7.7	79	37	D186 0770
0780	7.8	79	37	D186 0780
0790	7.9	79	37	D186 0790
0800	8.0	79	37	D186 0800
0810	8.1	79	37	D186 0810
0820	8.2	79	37	D186 0820
0830	8.3	79	37	D186 0830
0840	8.4	79	37	D186 0840
0850	8.5	79	37	D186 0850
0860	8.6	84	40	D186 0860
0870	8.7	84	40	D186 0870
0880	8.8	84	40	D186 0880
0890	8.9	84	40	D186 0890



Catalogue Code
Discount Group
Material
Surface Finish
Sutton Designation
Geometry
Point Type
Order Quantity

D186
A1002
HSS
Blu
Ferrous Materials
R30
118° Form C >3mm
Bulk 10 (5 > 7.5mm)

ISO	P										M					K					N										S										H										
VDI 3323	1	2	3	4	5	6	7	8	9	10	11	12	13	14.1	14.2	14.3	15	16	17	18	19	20	21	22	23	24	25	26	27	28	29	30	31	32	33	34	35	36	37.1	37.2	37.3	37.4	37.5	38.1	38.2	39.1	39.2	40	41		
D186	●	●	●	●	●	●	○	○	○	○	○	○	○	○	○	○	○	○	○	○	○	○	○	○	○	○	○	○	○	○	○	○	○	○	○	○	○	○	○	○	○	○	○	○	○	○	○	○	○	○	○


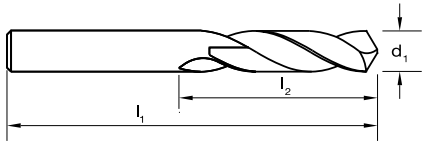

P Steel M Stainless Steel K Cast Iron N Non-Ferrous Metals S Titanium & Super Alloys H Hard Materials ● Optimal ○ Effective

Drills Stub, Blu

suttontools

Section Finder

- Rigid twist drill
- Self centring point geometry
- For use in automatic lathes & hand drilling machines



Catalogue Code	D186
Discount Group	A1002
Material	HSS
Surface Finish	Blu
Sutton Designation	Ferrous Materials
Geometry	R30
Point Type	118° Form C > 3mm
Order Quantity	Bulk (5)

Size Ref.	d ₁ (h8)	l ₁	l ₂	Item #
0900	9.0	84	40	D186 0900
0910	9.1	84	40	D186 0910
0920	9.2	84	40	D186 0920
0930	9.3	84	40	D186 0930
0940	9.4	84	40	D186 0940
0950	9.5	84	40	D186 0950
0960	9.6	89	43	D186 0960
0970	9.7	89	43	D186 0970
0980	9.8	89	43	D186 0980
0990	9.9	89	43	D186 0990
1000	10.0	89	43	D186 1000
1010	10.1	89	43	D186 1010
1020	10.2	89	43	D186 1020
1030	10.3	89	43	D186 1030
1040	10.4	89	43	D186 1040
1050	10.5	89	43	D186 1050
1060	10.6	95	47	D186 1060
1070	10.7	95	47	D186 1070
1080	10.8	95	47	D186 1080
1090	10.9	95	47	D186 1090
1100	11.0	95	47	D186 1100

Size Ref.	d ₁ (h8)	l ₁	l ₂	Item #
1110	11.1	95	47	D186 1110
1120	11.2	95	47	D186 1120
1130	11.3	95	47	D186 1130
1140	11.4	95	47	D186 1140
1150	11.5	95	47	D186 1150
1160	11.6	95	47	D186 1160
1170	11.7	95	47	D186 1170
1180	11.8	95	47	D186 1180
1190	11.9	102	51	D186 1190
1200	12.0	102	51	D186 1200
1210	12.1	102	51	D186 1210
1220	12.2	102	51	D186 1220
1230	12.3	102	51	D186 1230
1240	12.4	102	51	D186 1240
1250	12.5	102	51	D186 1250
1260	12.6	102	51	D186 1260
1270	12.7	102	51	D186 1270
1280	12.8	102	51	D186 1280
1290	12.9	102	51	D186 1290
1300	13.0	102	51	D186 1300

ISO	P										M			K						N										S										H													
VDI 3323	1	2	3	4	5	6	7	8	9	10	11	12	13	14.1	14.2	14.3	15	16	17	18	19	20	21	22	23	24	25	26	27	28	29	30	31	32	33	34	35	36	37.1	37.2	37.3	37.4	37.5	38.1	38.2	39.1	39.2	40	41				
D186	●	●	●	●	○	●	○	●	○	○	○	○	○	○	○	○	○	○	○	○	○	○	○	○	○	○	○	○	○	○	○	○	○	○	○	○	○	○	○	○	○	○	○	○	○	○	○	○	○	○	○	○	○

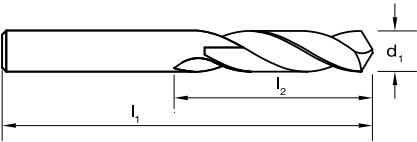
P Steel M Stainless Steel K Cast Iron N Non-Ferrous Metals S Titanium & Super Alloys H Hard Materials

● Optimal ○ Effective

Drills Stub, Blu

suttontools

- Rigid twist drill
- Self centring point geometry
- For use in automatic lathes & hand drilling machines



Section Finder

Catalogue Code	D126
Discount Group	A1002
Material	HSS
Surface Finish	Blu
Sutton Designation	Ferrous Materials
Geometry	R30
Point Type	118° Form C
Order Quantity	Bulk 10 (5 > 19/64)

Size Ref.	d ₁ (h8)		l ₁	l ₂	Item #
0326	3.26	#30	49	24	D126 0326
0409	4.09	#20	54	27	D126 0409
0485	4.85	#11	57	30	D126 0485

ISO	P								M					K					N					S					H																					
VDI 3323	1	2	3	4	5	6	7	8	9	10	11	12	13	14.1	14.2	14.3	15	16	17	18	19	20	21	22	23	24	25	26	27	28	29	30	31	32	33	34	35	36	37.1	37.2	37.3	37.4	37.5	38.1	38.2	39.1	39.2	40	41	
D100	●	●	●	●	○	○	○	○	○	○			○	○	○	○	○	○	○	○	○	○	○	○	○	○	○	○	○	○	○	○	○	○	○	○	○	○	○	○	○	○	○	○	○	○	○	○	○	
D126	●	●	●	●	○	○	○	○	○	○			○	○	○	○	○	○	○	○	○	○	○	○	○	○	○	○	○	○	○	○	○	○	○	○	○	○	○	○	○	○	○	○	○	○	○	○	○	○


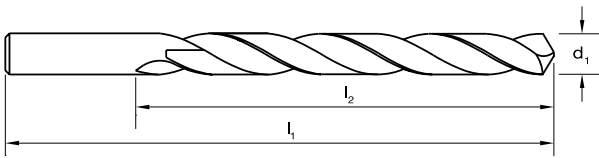

P Steel M Stainless Steel K Cast Iron N Non-Ferrous Metals S Titanium & Super Alloys H Hard Materials ● Optimal ○ Effective

Drills Long Series

suttontools

Section Finder

- General purpose drill
- Ideal for long reach type applications
- For deep hole applications, pecking is recommended
- Recommended for controlled machine drilling only



Catalogue Code	D113
Discount Group	A0502
Material	HSS
Surface Finish	Blu
Sutton Designation	Long Reach
Geometry	R30
Point Type	118° Standard
Order Quantity	Bulk (10)

Size Ref.	d ₁ (h8)	l ₁	l ₂	Item #	
0100	1.00	57	29	D113 0100	
0110	1.10	57	29	D113 0110	
0120	1.20	76	44	D113 0120	
0130	1.30	76	44	D113 0130	
0140	1.40	76	44	D113 0140	
0150	1.50	76	44	D113 0150	
0159	1.59	1/16	76	44	D113 0159
0160	1.60	95	51	D113 0160	
0170	1.70	95	51	D113 0170	
0180	1.80	95	51	D113 0180	
0190	1.90	95	51	D113 0190	
0198	1.98	5/64	95	51	D113 0198
0200	2.00	108	57	D113 0200	
0210	2.10	108	57	D113 0210	
0220	2.20	108	57	D113 0220	
0230	2.30	108	57	D113 0230	
0238	2.38	3/32	108	57	D113 0238
0240	2.40	108	57	D113 0240	
0250	2.50	117	64	D113 0250	
0260	2.60	117	64	D113 0260	
0270	2.70	117	64	D113 0270	
0278	2.78	7/64	117	64	D113 0278
0280	2.80	117	64	D113 0280	
0290	2.90	117	64	D113 0290	
0300	3.00	130	70	D113 0300	
0310	3.10	130	70	D113 0310	
0318	3.18	1/8	130	70	D113 0318
0320	3.20	130	70	D113 0320	
0330	3.30	137	76	D113 0330	
0340	3.40	137	76	D113 0340	
0350	3.50	137	76	D113 0350	
0357	3.57	9/64	137	76	D113 0357
0360	3.60	137	76	D113 0360	
0370	3.70	137	76	D113 0370	
0380	3.80	137	76	D113 0380	
0390	3.90	137	76	D113 0390	
0397	3.97	5/32	137	76	D113 0397
0400	4.00	146	86	D113 0400	
0410	4.10	146	86	D113 0410	
0420	4.20	146	86	D113 0420	

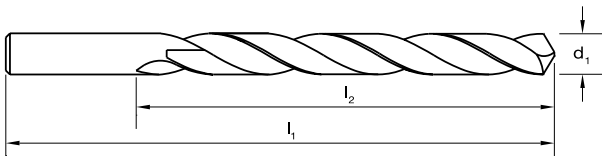

ISO	P													M			K					N						S								H													
VDI 3323	1	2	3	4	5	6	7	8	9	10	11	12	13	14.1	14.2	14.3	15	16	17	18	19	20	21	22	23	24	25	26	27	28	29	30	31	32	33	34	35	36	37.1	37.2	37.3	37.4	37.5	38.1	38.2	39.1	39.2	40	41
D113	●	●	●	●	●	●	○	○	○	○	○	○	○	○	○	○	○	○	○	○	○	○	○	○	○	○	○	○	○	○	○	○	○	○	○	○	○	○	○	○	○	○	○	○	○	○	○	○	○

P Steel **M** Stainless Steel **K** Cast Iron **N** Non-Ferrous Metals **S** Titanium & Super Alloys **H** Hard Materials
 ● Optimal ○ Effective

Drills Long Series

suttontools

- General purpose drill
- Ideal for long reach type applications
- For deep hole applications, pecking is recommended
- Recommended for controlled machine drilling only



Section Finder

Catalogue Code	D113
Discount Group	A0502
Material	HSS
Surface Finish	Blu
Sutton Designation	Long Reach
Geometry	R30
Point Type	118° Standard
Order Quantity	Bulk (10)

Size Ref.	d ₁ (h8)		l ₁	l ₂	Item #
0430	4.30		146	86	D113 0430
0437	4.37	11/64	146	86	D113 0437
0440	4.40		146	86	D113 0440
0450	4.50		146	86	D113 0450
0460	4.60		146	86	D113 0460
0470	4.70		146	86	D113 0470
0476	4.76	3/16	146	86	D113 0476
0480	4.80		146	86	D113 0480
0490	4.90		146	86	D113 0490
0500	5.00		152	92	D113 0500
0510	5.10		152	92	D113 0510
0516	5.16	13/64	152	92	D113 0516
0520	5.20		152	92	D113 0520
0530	5.30		152	92	D113 0530
0540	5.40		152	92	D113 0540
0550	5.50		152	92	D113 0550
0556	5.56	7/32	152	92	D113 0556
0560	5.60		152	92	D113 0560
0570	5.70		152	92	D113 0570
0580	5.80		152	92	D113 0580
0590	5.90		152	92	D113 0590
0595	5.95	15/64	156	95	D113 0595
0600	6.00		156	95	D113 0600
0610	6.10		156	95	D113 0610
0620	6.20		156	95	D113 0620
0630	6.30		156	95	D113 0630
0635	6.35	1/4	156	95	D113 0635
0640	6.40		156	95	D113 0640
0650	6.50		159	98	D113 0650
0660	6.60		159	98	D113 0660
0670	6.70		159	98	D113 0670
0676	6.75	17/64	159	98	D113 0676
0680	6.80		159	98	D113 0680
0690	6.90		159	98	D113 0690
0700	7.00		159	98	D113 0700
0710	7.10		159	98	D113 0710
0714	7.14	9/32	159	98	D113 0714
0720	7.20		159	98	D113 0720
0730	7.30		159	98	D113 0730
0740	7.40		159	98	D113 0740

ISO	P										M			K			N					S					H																							
VDI 3323	1	2	3	4	5	6	7	8	9	10	11	12	13	14.1	14.2	14.3	15	16	17	18	19	20	21	22	23	24	25	26	27	28	29	30	31	32	33	34	35	36	37.1	37.2	37.3	37.4	37.5	38.1	38.2	39.1	39.2	40	41	
D113	●	●	●	●	●	○				○				○			○	○	○	○	○	○	○	○	○	○	○	○	○	○	○	○	○	○	○	○	○	○	○	○	○	○	○	○	○	○	○	○	○	○

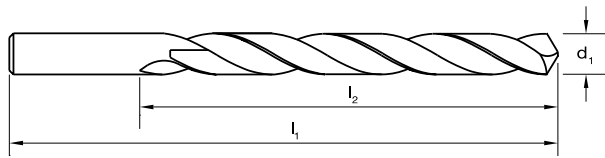

P Steel
 M Stainless Steel
 K Cast Iron
 N Non-Ferrous Metals
 S Titanium & Super Alloys
 H Hard Materials

● Optimal ○ Effective

Drills Long Series

suttontools

- General purpose drill
- Ideal for long reach type applications
- For deep hole applications, pecking is recommended
- Recommended for controlled machine drilling only



Catalogue Code	D113
Discount Group	A0502
Material	HSS
Surface Finish	Blu
Sutton Designation	Long Reach
Geometry	R30
Point Type	118° Standard
Order Quantity	Bulk 10 (5 > 7.5mm)

Size Ref.	d ₁ (h8)		l ₁	l ₂	Item #
0750	7.50		162	102	D113 0750
0754	7.54	19/64	162	102	D113 0754
0760	7.60		162	102	D113 0760
0770	7.70		162	102	D113 0770
0780	7.80		162	102	D113 0780
0790	7.90		162	102	D113 0790
0794	7.94	5/16	162	102	D113 0794
0800	8.00		165	105	D113 0800
0810	8.10		165	105	D113 0810
0820	8.20		165	105	D113 0820
0830	8.30		165	105	D113 0830
0833	8.33	21/64	165	105	D113 0833
0840	8.40		165	105	D113 0840
0850	8.50		165	105	D113 0850
0860	8.60		165	105	D113 0860
0870	8.70		165	105	D113 0870
0873	8.73	11/32	165	105	D113 0873
0880	8.80		171	108	D113 0880
0890	8.90		171	108	D113 0890
0900	9.00		171	108	D113 0900
0910	9.10		171	108	D113 0910
0913	9.13	23/64	171	108	D113 0913
0920	9.20		171	108	D113 0920
0930	9.30		171	108	D113 0930
0940	9.40		171	108	D113 0940
0950	9.50		171	108	D113 0950
0953	9.52	3/8	171	108	D113 0953
0960	9.60		171	108	D113 0960
0970	9.70		171	108	D113 0970
0980	9.80		171	108	D113 0980
0990	9.90		171	108	D113 0990
0992	9.92	25/64	178	111	D113 0992
1000	10.00		178	111	D113 1000
1010	10.10		178	111	D113 1010
1020	10.20		178	111	D113 1020
1030	10.30		178	111	D113 1030
1032	10.32	13/32	178	111	D113 1032
1040	10.40		178	111	D113 1040
1050	10.50		184	117	D113 1050
1060	10.60		184	117	D113 1060

ISO	P										M			K					N										S										H																	
VDI 3323	1	2	3	4	5	6	7	8	9	10	11	12	13	14.1	14.2	14.3	15	16	17	18	19	20	21	22	23	24	25	26	27	28	29	30	31	32	33	34	35	36	37.1	37.2	37.3	37.4	37.5	38.1	38.2	39.1	39.2	40	41							
D113	●	●	●	●	●	○				○				○			○	○	○	○	○	○																																		

P Steel M Stainless Steel K Cast Iron N Non-Ferrous Metals S Titanium & Super Alloys H Hard Materials ● Optimal ○ Effective


Drills Extra Long Reach

suttontools

- Aircraft extension drill
- For long reach applications

Section Finder

ANSI B94-11



Catalogue Code	D187
Discount Group	A0502
Material	HSS
Surface Finish	Brf
Sutton Designation	N
Geometry	R30
Point Type	118° Standard
Packaging	Carded

Size Ref.	d ₁		l ₁	l ₂	Item #
0300	3.0		300	40	D187 0030
0318	3.18	1/8	300	35	D187 0318
0400	4.0		300	50	D187 0040
0476	4.76	3/16	300	57	D187 0476
0500	5.0		300	60	D187 0050
0600	6.0		300	65	D187 0060
0635	6.35	1/4	300	72	D187 0635
0794	7.94	5/16	300	86	D187 0794
0800	8.0		300	80	D187 0080
0953	9.52	3/8	300	95	D187 0953
1000	10.0		300	92	D187 0100
1111	11.11	7/16	300	106	D187 1111
1200	12.0		300	109	D187 0120
1269	12.70	1/2	300	117	D187 1269
1300	13.0		300	118	D187 0130

ISO	P										M			K						N										S										H													
VDI 3323	1	2	3	4	5	6	7	8	9	10	11	12	13	14.1	14.2	14.3	15	16	17	18	19	20	21	22	23	24	25	26	27	28	29	30	31	32	33	34	35	36	37.1	37.2	37.3	37.4	37.5	38.1	38.2	39.1	39.2	40	41				
D187	●	●	○	○	○	○	○	○	○	○	○	○	○	○	○	○	○	○	○	○	○	○	○	○	○	○	○	○	○	○	○	○	○	○	○	○	○	○	○	○	○	○	○	○	○	○	○	○	○	○	○	○	○

P Steel M Stainless Steel K Cast Iron N Non-Ferrous Metals S Titanium & Super Alloys H Hard Materials

● Optimal ○ Effective

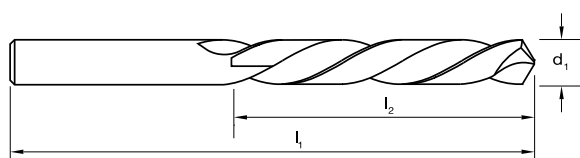
Drills Left Hand Cobalt



suttontools

- Left hand helix for screw machine applications where spindles rotate counter-clockwise
- Cobalt content ensures high abrasion & heat resistance
- Shorter drilling length designed for rigidity

DIN
338



Size Ref.	d_1	l_1	l_2	Item #
0100	1.0	34	12	D202 0100
0200	2.0	49	24	D202 0200
0300	3.0	61	33	D202 0300
0400	4.0	75	43	D202 0400
0500	5.0	86	52	D202 0500
0550	5.5	93	57	D202 0550
0600	6.0	93	57	D202 0600
0700	7.0	109	69	D202 0700
0750	7.5	109	69	D202 0750
0800	8.0	117	75	D202 0800
0900	9.0	125	81	D202 0900
1000	10.0	133	87	D202 1000
1100	11.0	142	94	D202 1100
1200	12.0	151	101	D202 1200
1300	13.0	151	101	D202 1300

Catalogue Code	D202
Discount Group	A0404
Material	HSS Co
Surface Finish	Colour Temp
Sutton Designation	N
Geometry	L30
Point Type	118° Standard
Packaging	Telepack

ISO	P								M					K					N								S								H														
VDI 3323	1	2	3	4	5	6	7	8	9	10	11	12	13	14.1	14.2	14.3	15	16	17	18	19	20	21	22	23	24	25	26	27	28	29	30	31	32	33	34	35	36	37.1	37.2	37.3	37.4	37.5	38.1	38.2	39.1	39.2	40	41
D202	●	●	○	○	○	●	○	○	○	○	○	○	○	○	○	○	○	○	○	○	○	○	●	●	○	○	○	○	○	○	○	○	○	○	○	○	○	○	○	○	○	○	○	○	○	○	○	○	○


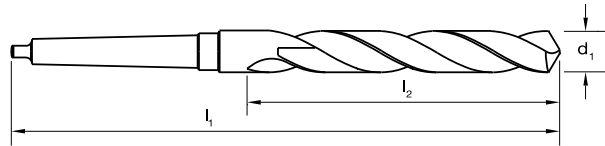
P Steel M Stainless Steel K Cast Iron N Non-Ferrous Metals S Titanium & Super Alloys H Hard Materials ● Optimal ○ Effective

Drills Morse Taper Shank

suttontools

- General purpose drill
- Suitable for materials up to 900N/mm²

Section Finder



Catalogue Code	D115
Discount Group	A0702
Material	HSS
Surface Finish	<i>Blu</i>
Sutton Designation	N
Geometry	R30
Point Type	118° Form A
Shank Tolerance	-

Size Ref.	d ₁ (h8)	l ₁	l ₂	MT #	Item #
0318	3.18 1/8	117	37	1	D115 0318
0357	3.57 9/64	121	39	1	D115 0357
0397	3.97 5/32	123	43	1	D115 0397
0437	4.37 11/64	128	47	1	D115 0437
0476	4.76 3/16	133	52	1	D115 0476
0516	5.16 13/64	133	52	1	D115 0516
0550	5.50	138	57	1	D115 0550
0556	5.56 7/32	138	57	1	D115 0556
0595	5.95 15/64	138	57	1	D115 0595
0600	6.00	138	57	1	D115 0600
0635	6.35 1/4	144	63	1	D115 0635
0650	6.50	144	63	1	D115 0650
0676	6.75 17/64	144	63	1	D115 0676
0700	7.00	150	69	1	D115 0700
0714	7.14 9/32	150	69	1	D115 0714
0750	7.50	150	69	1	D115 0750
0754	7.54 19/64	156	75	1	D115 0754
0794	7.94 5/16	156	75	1	D115 0794
0800	8.00	156	75	1	D115 0800
0833	8.33 21/64	156	75	1	D115 0833
0850	8.50	156	75	1	D115 0850
0873	8.73 11/32	162	81	1	D115 0873
0900	9.00	162	81	1	D115 0900
0913	9.13 23/64	162	81	1	D115 0913
0950	9.50	162	81	1	D115 0950
0953	9.52 3/8	168	87	1	D115 0953
0992	9.92 25/64	168	87	1	D115 0992
1000	10.00	168	87	1	D115 1000
1032	10.32 13/32	168	87	1	D115 1032
1050	10.50	168	87	1	D115 1050
1072	10.72 27/64	175	94	1	D115 1072
1100	11.00	175	94	1	D115 1100
1111	11.11 7/16	175	94	1	D115 1111
1150	11.50	175	94	1	D115 1150
1151	11.51 29/64	175	94	1	D115 1151
1191	11.91 15/32	182	101	1	D115 1191
1200	12.00	182	101	1	D115 1200
1231	12.30 31/64	182	101	1	D115 1231
1250	12.50	182	101	1	D115 1250
1269	12.70 1/2	182	101	1	D115 1269

Size Ref.	d ₁ (h8)	l ₁	l ₂	MT #	Item #
1300	13.00	182	101	1	D115 1300
1310	13.10 33/64	182	108	1	D115 1310
1349	13.49 17/32	189	108	1	D115 1349
1350	13.50	189	108	1	D115 1350
1389	13.89 35/64	189	108	1	D115 1389
1400	14.00	189	108	1	D115 1400
1429	14.29 9/16	212	114	2	D115 1429
1450	14.50	212	114	2	D115 1450
1468	14.68 37/64	212	114	2	D115 1468
1500	15.00	212	114	2	D115 1500
1508	15.08 19/32	218	120	2	D115 1508
1548	15.48 39/64	218	120	2	D115 1548
1550	15.50	218	120	2	D115 1550
1588	15.87 5/8	218	120	2	D115 1588
1600	16.00	218	120	2	D115 1600
1627	16.27 41/64	223	125	2	D115 1627
1650	16.50	223	125	2	D115 1650
1667	16.67 21/32	223	125	2	D115 1667
1700	17.00	223	125	2	D115 1700
1707	17.06 43/64	228	130	2	D115 1707
1746	17.46 11/16	228	130	2	D115 1746
1750	17.50	228	130	2	D115 1750
1786	17.86 45/64	228	130	2	D115 1786
1800	18.00	228	130	2	D115 1800
1826	18.26 23/32	233	135	2	D115 1826
1850	18.50	233	135	2	D115 1850
1865	18.65 47/64	233	135	2	D115 1865
1900	19.00	233	135	2	D115 1900
1905	19.05 3/4	238	140	2	D115 1905
1945	19.45 49/64	238	140	2	D115 1945
1950	19.50	238	140	2	D115 1950
1984	19.84 25/32	238	140	2	D115 1984
2000	20.00	238	140	2	D115 2000
2024	20.24 51/64	243	145	2	D115 2024
2050	20.50	243	145	2	D115 2050
2064	20.64 13/16	243	145	2	D115 2064
2100	21.00	243	145	2	D115 2100
2103	21.03 53/64	243	145	2	D115 2103
2143	21.43 27/32	248	150	2	D115 2143
2150	21.50	248	150	2	D115 2150

ISO	P													M		K					N										S							H											
VDI 3323	1	2	3	4	5	6	7	8	9	10	11	12	13	14.1	14.2	14.3	15	16	17	18	19	20	21	22	23	24	25	26	27	28	29	30	31	32	33	34	35	36	37.1	37.2	37.3	37.4	37.5	38.1	38.2	39.1	39.2	40	41
D115	●	●	●	○	○	○	○	○	○	○	○	○	○	○	○	○	○	○	○	○	○	○	○	○	○	○	○	○	○	○	○	○	○	○	○	○	○	○	○	○	○	○	○	○	○	○	○	○	○

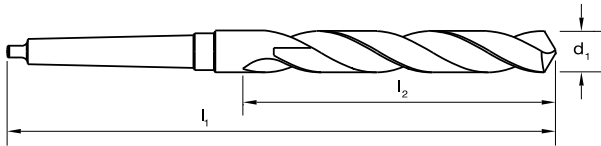
P Steel
 M Stainless Steel
 K Cast Iron
 N Non-Ferrous Metals
 S Titanium & Super Alloys
 H Hard Materials

● Optimal ○ Effective

Drills Morse Taper Shank

suttontools

- General purpose drill
- Suitable for materials up to 900N/mm²



Catalogue Code	D115
Discount Group	A0702
Material	HSS
Surface Finish	Blu
Sutton Designation	N
Geometry	R30
Point Type	118° Form A
Shank Tolerance	-

Size Ref.	d ₁ (h8)	I ₁	I ₂	MT #	Item #
2183	21.83 55/64	248	150	2	D115 2183
2200	22.00	248	150	2	D115 2200
2223	22.22 7/8	248	150	2	D115 2223
2250	22.50	253	155	2	D115 2250
2262	22.62 57/64	253	155	2	D115 2262
2300	23.00	253	155	2	D115 2300
2302	23.02 29/32	253	155	2	D115 2302
2342	23.41 59/64	276	155	3	D115 2342
2350	23.50	276	155	3	D115 2350
2381	23.81 15/16	281	160	3	D115 2381
2400	24.00	281	160	3	D115 2400
2421	24.21 61/64	281	160	3	D115 2421
2450	24.50	281	160	3	D115 2450
2461	24.61 31/32	281	160	3	D115 2461
2500	25.00	281	160	3	D115 2500
2501	25.00 63/64	286	165	3	D115 2501
2540	25.40 1"	286	165	3	D115 2540
2550	25.50	286	165	3	D115 2550
2580	25.80 1-1/64	286	165	3	D115 2580
2600	26.00	286	165	3	D115 2600
2619	26.19 1-1/32	286	165	3	D115 2619
2650	26.50	286	165	3	D115 2650
2659	26.59 1-3/64	291	170	3	D115 2659
2699	26.99 1-1/16	291	170	3	D115 2699
2700	27.00	291	170	3	D115 2700
2738	27.38 1-5/64	291	170	3	D115 2738
2750	27.50	291	170	3	D115 2750
2778	27.78 1-3/32	291	170	3	D115 2778
2800	28.00	291	170	3	D115 2800
2818	28.18 1-7/64	296	175	3	D115 2818
2850	28.50	296	175	3	D115 2850
2858	28.57 1-1/8	296	175	3	D115 2858
2897	28.97 1-9/64	296	175	3	D115 2897
2900	29.00	296	175	3	D115 2900
2937	29.36 1-5/32	296	175	3	D115 2937
2950	29.50	296	175	3	D115 2950
2977	29.77 1-11/64	296	175	3	D115 2977
3000	30.00	296	175	3	D115 3000
3016	30.16 1-3/16	301	180	3	D115 3016
3050	30.50	301	180	3	D115 3050

Size Ref.	d ₁ (h8)	I ₁	I ₂	MT #	Item #
3056	30.56 1-13/64	301	180	3	D115 3056
3096	30.96 1-7/32	301	180	3	D115 3096
3100	31.00	301	180	3	D115 3100
3135	31.35 1-15/64	301	180	3	D115 3135
3150	31.50	301	180	3	D115 3150
3175	31.75 1-1/4	306	185	3	D115 3175
3200	32.00	334	185	4	D115 3200
3250	32.50	334	185	4	D115 3250
3300	33.00	334	185	4	D115 3300
3334	33.40 1-5/16	334	185	4	D115 3334
3350	33.50	334	185	4	D115 3350
3400	34.00	339	190	4	D115 3400
3450	34.50	339	190	4	D115 3450
3493	34.92 1-3/8	339	190	4	D115 3493
3500	35.00	339	190	4	D115 3500
3550	35.50	339	190	4	D115 3550
3600	36.00	344	195	4	D115 3600
3650	36.50	344	195	4	D115 3650
3700	37.00	344	195	4	D115 3700
3750	37.50	344	195	4	D115 3750
3800	38.00	349	200	4	D115 3800
3810	38.10 1-1/2	349	200	4	D115 3810
3850	38.50	349	200	4	D115 3850
3900	39.00	349	200	4	D115 3900
3950	39.50	349	200	4	D115 3950
4000	40.00	349	200	4	D115 4000
4050	40.50	354	205	4	D115 4050
4100	41.00	354	205	4	D115 4100
4128	41.27 1-5/8	354	205	4	D115 4128
4150	41.50	354	205	4	D115 4150
4200	42.00	354	205	4	D115 4200
4250	42.50	354	205	4	D115 4250
4300	43.00	359	210	4	D115 4300
4350	43.50	359	210	4	D115 4350
4400	44.00	359	210	4	D115 4400
4405	44.05 1-47/64	359	210	4	•
4445	44.45 1-3/4	359	210	4	D115 4445
4450	44.50	359	210	4	D115 4450
4485	44.85 1-49/64	359	210	4	•
4500	45.00	359	210	4	D115 4500

ISO	P										M					K					N										S										H												
VDI 3323	1	2	3	4	5	6	7	8	9	10	11	12	13	14.1	14.2	14.3	15	16	17	18	19	20	21	22	23	24	25	26	27	28	29	30	31	32	33	34	35	36	37.1	37.2	37.3	37.4	37.5	38.1	38.2	39.1	39.2	40	41				
D115	•	•	•	•	•	•	•	•	•	•	•			•	•	•	•	•	•	•	•	•	•	•	•	•	•	•	•	•	•	•	•	•	•	•	•	•	•	•	•	•	•	•	•	•	•	•	•	•	•	•	•

P Steel M Stainless Steel K Cast Iron N Non-Ferrous Metals S Titanium & Super Alloys H Hard Materials

• Optimal ○ Effective


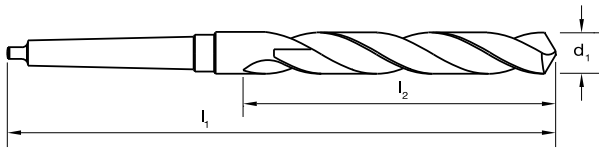
• Available on request as special manufacture. Subject to lead time.

Drills Morse Taper Shank

suttontools

- General purpose drill
- Suitable for materials up to 900N/mm²

Section Finder



Catalogue Code	D115
Discount Group	A0702
Material	HSS
Surface Finish	<i>Blu</i>
Sutton Designation	N
Geometry	R30
Point Type	118° Form A
Shank Tolerance	-

Size Ref.	d ₁ (h8)	L ₁	L ₂	MT #	Item #
4550	45.50	364	215	4	D115 4550
4564	45.64 1-51/64	359	210	4	•
4600	46.00	364	215	4	D115 4600
4643	46.43 1-53/64	359	210	4	•
4650	46.50	364	215	4	D115 4650
4700	47.00	364	215	4	D115 4700
4723	47.23 1-55/64	359	210	4	•
4750	47.50	364	215	4	D115 4750
4763	47.63 1-7/8	369	220	4	D115 4763
4800	48.00	369	220	4	D115 4800
4802	48.02 1-57/64	359	210	4	•
4850	48.50	369	220	4	D115 4850
4882	48.82 1-59/64	359	210	4	•
4900	49.00	369	220	4	D115 4900
4950	49.50	369	220	4	D115 4950
4961	49.61 1-61/64	359	210	4	•
5000	50.00	369	220	4	D115 5000

Size Ref.	d ₁ (h8)	L ₁	L ₂	MT #	Item #
5004	50.04 1-63/64	359	210	4	•
5050	50.50	374	225	4	D115 5050
5080	50.80 2"	374	225	4	D115 5080
5100	51.00	413	225	5	•
5159	51.59 2-1/32	413	225	5	D115 5159
5239	52.39 2-1/16	413	225	5	D115 5239
5398	53.98 2-1/8	413	225	5	D115 5398
5556	55.56 2-3/16	413	225	5	D115 5556
5715	57.15 2-1/4	413	225	5	D115 5715
5874	58.74 2-5/16	413	225	5	D115 5874
6033	60.32 2-3/8	429	241	5	D115 6033
6191	61.91 2-7/16	429	241	5	D115 6191
6350	63.50 2-1/2	432	244	5	D115 6350
6509	65.09 2-9/16	432	244	5	D115 6509
6668	66.67 2-5/8	432	244	5	D115 6668
6985	69.85 2-3/4	432	244	5	D115 6985
7620	76.20 3"	432	244	5	D115 7620

ISO	P										M			K			N										S							H																		
VDI 3323	1	2	3	4	5	6	7	8	9	10	11	12	13	14.1	14.2	14.3	15	16	17	18	19	20	21	22	23	24	25	26	27	28	29	30	31	32	33	34	35	36	37.1	37.2	37.3	37.4	37.5	38.1	38.2	39.1	39.2	40	41			
D115	●	●	○	○	○	○	○	○	○	○	○	○	○	○	○	○	○	○	○	○	○	○	○	○	○	○	○	○	○	○	○	○	○	○	○	○	○	○	○	○	○	○	○	○	○	○	○	○	○	○	○	○

P Steel M Stainless Steel K Cast Iron N Non-Ferrous Metals S Titanium & Super Alloys H Hard Materials

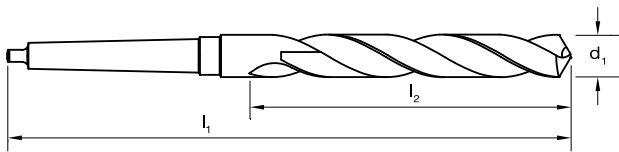
● Optimal ○ Effective

Drills Morse Taper Shank, Heavy Duty

suttontools



- General purpose cobalt drill
- Suitable for materials up to 1400N/mm²
- Cobalt content, ensures high abrasion resistance



Section Finder

Catalogue Code	D141
Discount Group	A0702
Material	HSS Co
Surface Finish	Colour Temp
Sutton Designation	Tough Materials
Geometry	R30
Point Type	118° Form A
Shank Tolerance	-

Size Ref.	d ₁ (h8)	L ₁	L ₂	MT #	Item #
1000	10.00	168	87	1	D141 1000
1050	10.50	168	87	1	D141 1050
1100	11.00	175	94	1	D141 1100
1150	11.50	175	94	1	D141 1150
1200	12.00	182	101	1	D141 1200
1250	12.50	182	101	1	D141 1250
1300	13.00	182	101	1	D141 1300
1350	13.50	189	108	1	D141 1350
1400	14.00	189	108	1	D141 1400
1450	14.50	212	114	2	D141 1450
1500	15.00	212	114	2	D141 1500
1550	15.50	218	120	2	D141 1550
1600	16.00	218	120	2	D141 1600
1650	16.50	223	125	2	D141 1650
1700	17.00	223	125	2	D141 1700
1750	17.50	228	130	2	D141 1750
1800	18.00	228	130	2	D141 1800
1850	18.50	233	135	2	D141 1850
1900	19.00	233	135	2	D141 1900
1950	19.50	238	140	2	D141 1950
2000	20.00	238	140	2	D141 2000
2050	20.50	243	145	2	D141 2050
2100	21.00	243	145	2	D141 2100
2150	21.50	248	150	2	D141 2150
2200	22.00	248	150	2	D141 2200
2250	22.50	253	155	2	D141 2250
2300	23.00	253	155	2	D141 2300
2350	23.50	276	155	3	D141 2350
2400	24.00	281	160	3	D141 2400
2450	24.50	281	160	3	D141 2450
2500	25.00	281	160	3	D141 2500
2550	25.50	286	165	3	D141 2550
2600	26.00	286	165	3	D141 2600
2650	26.50	286	165	3	D141 2650
2700	27.00	291	170	3	D141 2700
2750	27.50	291	170	3	D141 2750
2800	28.00	291	170	3	D141 2800
2850	28.50	296	175	3	D141 2850
2900	29.00	296	175	3	D141 2900
2950	29.50	296	175	3	D141 2950
3000	30.00	296	175	3	D141 3000
3050	30.50	301	180	3	D141 3050
3100	31.00	301	180	3	D141 3100
3150	31.50	301	180	3	D141 3150
3200	32.00	334	185	4	D141 3200

ISO	P								M							K							N							S							H												
VDI 3323	1	2	3	4	5	6	7	8	9	10	11	12	13	14.1	14.2	14.3	15	16	17	18	19	20	21	22	23	24	25	26	27	28	29	30	31	32	33	34	35	36	37.1	37.2	37.3	37.4	37.5	38.1	38.2	39.1	39.2	40	41
D141	●	●	●	●	○	●	●	○	○	○	○	○	○	●	●	●	●	●	●	●	●	○	○	○	○	○	○	○	○	○	○	○	○	○	○	○	○	○	○	○	○	○	○	○	○	○	○	○	○

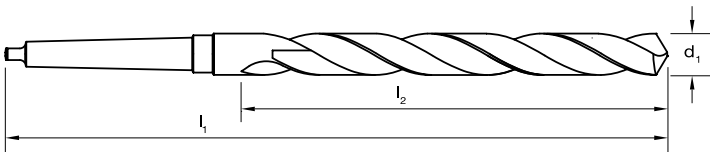
P Steel **M** Stainless Steel **K** Cast Iron **N** Non-Ferrous Metals **S** Titanium & Super Alloys **H** Hard Materials ● Optimal ○ Effective

Drills Morse Taper Shank, Long Series

suttontools

- General purpose drill
- For long reach applications
- Suitable for materials up to 900N/mm²

Section Finder



Catalogue Code	D140
Discount Group	A0702
Material	HSS
Surface Finish	Blu
Sutton Designation	N
Geometry	R30
Point Type	118° Standard
Shank Tolerance	-

Size Ref.	d ₁ (h8)	l ₁	l ₂	MT #	Item #
1000	10.00	197	116	1	D140 1000
1050	10.50	197	116	1	D140 1050
1100	11.00	206	125	1	D140 1100
1150	11.50	206	125	1	D140 1150
1200	12.00	215	134	1	D140 1200
1250	12.50	215	134	1	D140 1250
1300	13.00	215	134	1	D140 1300
1350	13.50	223	142	1	D140 1350
1400	14.00	223	142	1	D140 1400
1450	14.50	245	147	2	D140 1450
1500	15.00	245	147	2	D140 1500
1550	15.50	251	153	2	D140 1550
1600	16.00	251	153	2	D140 1600
1650	16.50	257	159	2	D140 1650
1700	17.00	257	159	2	D140 1700
1750	17.50	263	165	2	D140 1750
1800	18.00	263	165	2	D140 1800
1850	18.50	269	171	2	D140 1850
1900	19.00	269	171	2	D140 1900
1950	19.50	275	177	2	D140 1950
2000	20.00	275	177	2	D140 2000
2050	20.50	282	184	2	D140 2050
2100	21.00	282	184	2	D140 2100
2200	22.00	289	191	2	D140 2200
2300	23.00	296	198	2	D140 2300
2400	24.00	327	206	3	D140 2400
2500	25.00	327	206	3	D140 2500
2600	26.00	335	214	3	D140 2600
2800	28.00	343	222	3	D140 2800
3000	30.00	351	230	3	D140 3000
3200	32.00	397	248	4	D140 3200

ISO	P										M			K					N										S										H																
	1	2	3	4	5	6	7	8	9	10	11	12	13	14.1	14.2	14.3	15	16	17	18	19	20	21	22	23	24	25	26	27	28	29	30	31	32	33	34	35	36	37.1	37.2	37.3	37.4	37.5	38.1	38.2	39.1	39.2	40	41						
VDI 3323	1	2	3	4	5	6	7	8	9	10	11	12	13	14.1	14.2	14.3	15	16	17	18	19	20	21	22	23	24	25	26	27	28	29	30	31	32	33	34	35	36	37.1	37.2	37.3	37.4	37.5	38.1	38.2	39.1	39.2	40	41						
D140	●	●	○	○	○	○	○	○	○	○				○	○	○	○	○	○	○	○	○																																○	

P Steel M Stainless Steel K Cast Iron N Non-Ferrous Metals S Titanium & Super Alloys H Hard Materials ● Optimal ○ Effective

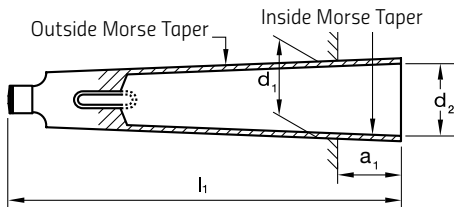
Drills Morse Taper Accessories

suttontools

Morse Taper Sleeve

- Hardened alloy steel
- Precision ground internally and externally

Drill Drift key - to eject Morse Taper drills from sleeves, sockets and machine spindles



Section Finder

Catalogue Code
Discount Group
Material
Surface Finish
Sutton Designation
Geometry
Point Type
Shank Tolerance

D142	D118
A0702	A0702
-	Alloyed Steel
<i>Brt</i>	<i>Brt</i>
Drift	Sleeve
-	-
-	-
-	-

Size Ref.	MT # (internal)	MT # (external)	d ₁	l ₁	a ₁	d ₂	Item #	Item #
0012	1	2	17.780	92	17	12.065		D118 0012
0013	1	3	23.825	99	5	12.065		D118 0013
0023	2	3	23.825	112	18	17.78		D118 0023
0014	(1)*	4	31.267	124	6.5	12.065		D118 0014
0024	2	4	31.267	124	6.5	17.78		D118 0024
0034	3	4	31.267	140	22.5	23.825		D118 0034
0015	(1)*	5	44.399	156	6.5	12.065		D118 0015
0025	(2)*	5	44.399	156	6.5	17.78		D118 0025
0035	3	5	44.399	156	6.5	23.825		D118 0035
0045	4	5	44.399	171	21.5	31.267		D118 0045
0036	3	6	63.348	218	8	23.825		D118 0036
0046	4	6	63.348	218	8	31.267		D118 0046
0056	5	6	63.348	218	8	44.399		D118 0056

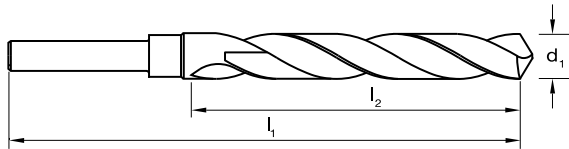
MT1	MT #1 & #2	D142 MT1
MT3	MT #3	D142 MT3
MT4	MT #4	D142 MT4

*The use of sizes where inside taper is shown in brackets should be avoided wherever possible

Drills Reduced Shank

suttontools

- General purpose drill with reduced shank
- Standard point geometry
- Designed for machine and hand held drilling
- Overall and flute lengths do not include drill point



Size Ref.	d ₁ (h8)	l ₁	l ₂	Item #	
1310	13.10	33/64	152	86	D188 1310
1349	13.49	17/32	152	86	D188 1349
1350	13.5		152	86	D188 1350
1389	13.89	35/64	152	86	D188 1389
1400	14.0		152	86	D188 1400
1429	14.29	9/16	152	86	D188 1429
1450	14.5		152	86	D188 1450
1468	14.68	37/64	152	86	D188 1468
1500	15.0		152	86	D188 1500
1508	15.08	19/32	152	86	D188 1508
1548	15.48	39/64	152	86	D188 1548
1550	15.5		152	86	D188 1550
1588	15.87	5/8	152	86	D188 1588
1600	16.0		152	86	D188 1600
1627	16.27	41/64	152	86	D188 1627
1650	16.5		152	86	D188 1650
1667	16.67	21/32	152	86	D188 1667
1700	17.0		152	86	D188 1700
1707	17.06	43/64	152	86	D188 1707
1746	17.46	11/16	152	86	D188 1746
1786	17.86	45/64	152	86	D188 1786
1750	17.5		152	86	D188 1750
1826	18.26	23/32	152	86	D188 1826
1865	18.65	47/64	152	86	D188 1865
1800	18.0		152	86	D188 1800
1850	18.5		152	86	D188 1850
1900	19.0		152	86	D188 1900
1905	19.05	3/4	152	86	D188 1905
1945	19.45	49/64	152	86	D188 1945
1950	19.5		152	86	D188 1950
1984	19.84	25/32	152	86	D188 1984
2000	20.0		152	86	D188 2000
2024	20.24	51/64	152	86	D188 2024
2050	20.5		152	86	D188 2050
2064	20.64	13/16	152	86	D188 2064
2100	21.0		152	86	D188 2100
2143	21.43	27/32	152	86	D188 2143
2150	21.5		152	86	D188 2150
2200	22.0		152	86	D188 2200
2223	22.22	7/8	152	86	D188 2223
2250	22.5		152	86	D188 2250
2300	23.0		152	86	D188 2300



Catalogue Code	D188	D120
Discount Group	A0906	A0906
Material	HSS	HSS
Surface Finish	Blu	Blu
Sutton Designation	N	N
Geometry	R30	R30
Point Type	118° Standard	118° Standard
Shank	12.5mm	10mm

Size Ref.	d ₁ (h8)	l ₁	l ₂	Item #	
2302	23.02	29/32	152	86	D188 2302
2350	23.5		152	86	D188 2350
2381	23.81	15/16	152	86	D188 2381
2400	24.0		152	86	D188 2400
2450	24.5		152	86	D188 2450
2461	24.61	31/32	152	86	D188 2461
2500	25.0		152	86	D188 2500
2540	25.40	1	152	86	D188 2540
2600	26.0		152	86	D188 2600
2699	26.99	1-1/16	152	86	D188 2699
2800	28.0		152	86	D188 2800
2858	28.57	1-1/8	152	86	D188 2858
3000	30.0		152	86	D188 3000
3016	30.16	1-3/16	152	86	D188 3016
3175	31.75	1-1/4	152	86	D188 3175

D120

1588	15.87	5/8	152	86	D120 1588*
1905	19.05	3/4	152	86	D120 1905*

Sets (Discount group A1202)

RS4	5/8, 3/4, 7/8, 1"	D188 RS4
RS4M	16, 18, 22, 25mm	D188 RS4M
S8R	9/16, 5/8, 11/16, 3/4, 13/16, 7/8, 15/16, 1"	D188 S8R
SM8R	14, 15, 16, 16.5, 18, 20, 22, 25mm	D188 SM8R
RS16	17/32, 9/16, 19/32, 5/8, 21/32, 11/16, 23/32, 3/4, 5/32, 13/16, 27/32, 7/8, 29/32, 15/16, 31/32, 1"	D188 RS16



D188 RS4



D188 RS4M



D188 SM8R



D188 RS16

ISO	P								M			K				N								S								H																							
VDI 3323	1	2	3	4	5	6	7	8	9	10	11	12	13	14	14.1	14.2	14.3	15	16	17	18	19	20	21	22	23	24	25	26	27	28	29	30	31	32	33	34	35	36	37	37.1	37.2	37.3	37.4	37.5	38	38.1	38.2	39	39.1	39.2	40	41		
D120	●	●	●	●	○	○	○	○	○	○	○	○	○	○	○	○	○	○	○	○	○	○	○	○	○	○	○	○	○	○	○	○	○	○	○	○	○	○	○	○	○	○	○	○	○	○	○	○	○	○	○	○	○	○	○
D188	●	●	●	○	○	○	○	○	○	○	○	○	○	○	○	○	○	○	○	○	○	○	○	○	○	○	○	○	○	○	○	○	○	○	○	○	○	○	○	○	○	○	○	○	○	○	○	○	○	○	○	○	○	○	○

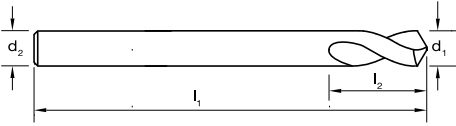
P Steel M Stainless Steel K Cast Iron N Non-Ferrous Metals S Titanium & Super Alloys H Hard Materials

● Optimal ○ Effective

Drills Panel, Single Ended

suttontools

- Rigid design for through hole drilling
- Ideal for rivet holes in sheet metal fabrication
- Recommended for shallow holes no deeper than 1-1/4 x d₁



Catalogue Code
Discount Group
Material
Surface Finish
Sutton Designation
Geometry
Point Type
Packaging & Order Quantity



D121	D124
A0802	A0802
HSS	HSS
<i>Brt</i>	<i>Blu</i>
Non Ferrous	Ferrous
-	-
135° Standard	135° Standard
Bulk (10)	Bulk (10)

Size Ref.	d ₁ (h8)		l ₁	l ₂	d ₂	Rivet Size	Item #	Item #
0318	3.18	1/8	54	19	3.18	3.00	D121 0318	D124 0318
0326	3.26	#30	54	19	3.26	3.18 (1/8")	D121 0326	D124 0326
0409	4.09	#20	54	22	4.09	3.97 (5/32")	D121 0409	D124 0409
0485	4.85	#11	54	22	4.85	4.76 (3/16")	D121 0485	D124 0485

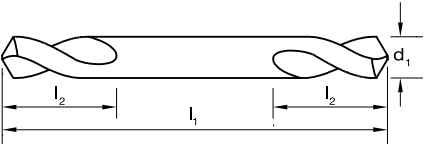
Stub 118° Point (Discount Group A1002)

							D123	D126
0318	3.18	1/8	47	18	3.18	3.00	D123 0318	
0326	3.26	#30	49	24	3.26	3.18 (1/8")	D123 0326	D126 0326
0409	4.09	#20	54	27	4.09	3.97 (5/32")	D123 0409	D126 0409
0485	4.85	#11	57	30	4.85	4.76 (3/16")	D123 0485	D126 0485

Drills Panel, Double Ended

suttontools

- Double ended rigid design for through hole drilling
- Ideal for rivet holes in sheet metal fabrication
- Recommended for shallow holes no deeper than 1-1/4 x d₁
- Tupooint drills require fully tightened chuck jaws



Catalogue Code
Discount Group
Material
Surface Finish
Sutton Designation
Geometry
Point Type
Packaging & Order Quantity



D122	D125
A0802	A0802
HSS	HSS
<i>Brt</i>	<i>Blu</i>
Non Ferrous	Ferrous
-	-
135° Standard	135° Standard
Bulk (10)	Bulk (10)

Size Ref.	d ₁ (h8)		l ₁	l ₂	d ₂	Rivet Size	Item #	Item #
0318	3.18	1/8	54	19	3.18	3.00	D122 0318	D125 0318
0326	3.26	#30	54	19	3.26	3.18 (1/8")	D122 0326	D125 0326
0409	4.09	#20	54	22	4.09	3.97 (5/32")	D122 0409	D125 0409
0485	4.85	#11	54	22	4.85	4.76 (3/16")	D122 0485	D125 0485

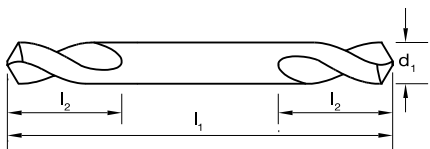
ISO	P													M					K					N							S							H																
VDI 3323	1	2	3	4	5	6	7	8	9	10	11	12	13	14.1	14.2	14.3	15	16	17	18	19	20	21	22	23	24	25	26	27	28	29	30	31	32	33	34	35	36	37.1	37.2	37.3	37.4	37.5	38.1	38.2	39.1	39.2	40	41					
D121 / D123	●	●	●	○	○									○	○	○	○	○	○	○	○	○	○	○	○	○	○	○	○	○	○	○	○	○	○	○	○	○	○	○	○	○	○	○	○	○	○	○	○	○	○	○	○	○
D122	●	●	○	○	○	○								○	○	○	○	○	○	○	○	○	○	○	○	○	○	○	○	○	○	○	○	○	○	○	○	○	○	○	○	○	○	○	○	○	○	○	○	○	○	○	○	○
D124 / D126	●	●	●	●					○					○	○	○	○	○	○	○	○	○	○	○	○	○	○	○	○	○	○	○	○	○	○	○	○	○	○	○	○	○	○	○	○	○	○	○	○	○	○	○	○	○
D125	●	●	●	○	○	○	○			○				○	○	○	○	○	○	○	○	○	○	○	○	○	○	○	○	○	○	○	○	○	○	○	○	○	○	○	○	○	○	○	○	○	○	○	○	○	○	○	○	○

Section Finder

Drills Panel, Double Ended

suttontools

- Double ended rigid design for through hole drilling
- Ideal for rivet holes in sheet metal fabrication
- Recommended for shallow holes no deeper than $1-1/4 \times d_1$
- Tupoint drills require fully tightened chuck jaws



Catalogue Code	D130
Discount Group	A0802
Material	HSS Co
Surface Finish	Colour Temp
Sutton Designation	Tough Steels
Geometry	-
Point Type	135° Standard
Packaging & Order Quantity	Bulk (10)

Size Ref.	d ₁ (h8)		l ₁	l ₂	d ₂	Rivet Size	Item #
0318	3.18	#8	54	19	3.18	3.00	D130 0318
0326	3.26	#30	54	19	3.26	3.18 (1/8")	D130 0326
0409	4.09	#20	54	22	4.09	3.97 (5/32")	D130 0409
0485	4.85	#11	54	22	4.85	4.76 (3/16")	D130 0485

ISO	P						M			K					N					S					H																								
VDI 3323	1	2	3	4	5	6	7	8	9	10	11	12	13	14.1	14.2	14.3	15	16	17	18	19	20	21	22	23	24	25	26	27	28	29	30	31	32	33	34	35	36	37.1	37.2	37.3	37.4	37.5	38.1	38.2	39.1	39.2	40	41
D130	●	●	●	●	○	○	○	○	○	○	○	○	○	○	○	○	○	○	○	○	○	○	○	○	○	○	○	○	○	○	○	○	○	○	○	○	○	○	○	○	○	○	○	○	○	○	○	○	○


P Steel
 M Stainless Steel
 K Cast Iron
 N Non-Ferrous Metals
 S Titanium & Super Alloys
 H Hard Materials
 ● Optimal ○ Effective

M2 HSS

- Recommended for turning or machining of low-alloy and free-machining steels and most non-ferrous materials.

M42 CoHSS

- Can withstand high cutting speeds
- Especially suited to production turning of high alloy steels and other materials



Catalogue Code	M301	M302
Discount Group	Z0802	Z0802
Material	M2 HSS	M42 CoHSS
Surface Finish	Br	Br
Geometry	Square	Square
Order Quantity	1	1

Size Ref.	Size	Length	Item #	Item #
0472	3/16	2-1/2	M301 0472	
0473	3/16	3		M302 0473
0632	1/4	2-1/2	M301 0632	M302 0632
0633	1/4	3		M302 0633
0634	1/4	4		M302 0634
0792	5/16	2-1/2	M301 0792	M302 0792
0793	5/16	3		M302 0793
0794	5/16	4		M302 0794
0953	3/8	3	M301 0953	M302 0953
0954	3/8	4		M302 0954
0956	3/8	6		M302 0956
1274	1/2	4	M301 1274	M302 1274
1276	1/2	6		M302 1276
1584	5/8	4-1/2	M301 1584	M302 1584
1905	3/4	5		M302 1905
2547	1	7		M302 2547


suttontools

M2 HSS

- Recommended for turning or machining of low-alloy and free-machining steels and most non-ferrous materials.

M42 CoHSS

- Can withstand high cutting speeds
- Especially suited to production turning of high alloy steels and other materials



Catalogue Code	M300	M304
Discount Group	Z0802	Z0802
Material	M2 HSS	M35 CoHSS
Surface Finish	<i>Brt</i>	<i>Brt</i>
Geometry	Round	Bevel
Order Quantity	5	1

Size Ref.	Size	Length	Width	Item #	Item #
0233	3/32	3		M300 0233	
0313	1/8	3		M300 0313	
0393	5/32	3		M300 0393	
0474	3/16	4		M300 0474	
0634	1/4	4		M300 0634	
0794	5/16	4		M300 0794	
0954	3/8	4		M300 0954	
1114	7/16	4		M300 1114	
1274	1/2	4		M300 1274	
1274	1/2	4-1/2	3/32		M304 1274
1584	5/8	5	3/32		M304 1584
1906	3/4	6	1/8		M304 1906
2227	7/8	7	1/8		M304 2227
2548	1	8	3/16		M304 2548



Venom

Increase Tool Life & Enhance Cutting Performance

Catalogue Code: M800

Venom Endurance+ Cutting Fluid is a highly efficient cutting and lubricating fluid. Formulated to increase tool life and enhance cutting performance in a broad range of metals including carbon steel, aluminium alloys, copper, brass, bronze and stainless steel.

Venom Extreme Power Cutting Paste is a high performance low melting point lubricant specifically designed to adhere to the cutting edges, even when using additional coolants.

